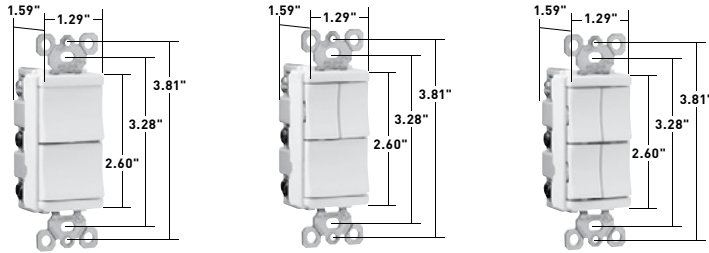


# SWITCHES

## TradeMaster® Decorator Combination Switches 15A, 120VAC



TM811WCC

TM8111WCC

TM81111WCC

### Features

- Impact-resistant face and body.
- Fully rounded back body protects wires from being damaged by sharp edges.
- Clear identification of circuits.
- External screw-pressure-plate back and side wired. Accepts #12 and #14 AWG.
- Ground screw position under the end of the strap minimizes the risk of contact.
- Full wraparound metal strap with lock-in tabs.
- Patented split circuit tab – easily accessible, and can be reinstalled without a tool.
- Unique "Up/Down" switches match the look and feel of standard Decorator switches.
- Largest breadth of 15 amp offering.
- All screws are tri-drive.
- Tamper-resistant version features dual mechanical shutter system to help prevent insertion of foreign objects (see Page A-26).

CATALOG NUMBER	RATING		COLOR	3rd PARTY COMPLIANCE	
	A.	VAC		UL20	cULus
<b>TWO SINGLE POLE SWITCHES</b>					
TM811ICC	15	120	Ivory	•	•
TM811WCC	15	120	White	•	•
TM811CC	15	120	Brown	•	•
TM811BKCC	15	120	Black	•	•
TM811LACC	15	120	Light Almond	•	•
<b>SINGLE POLE SWITCH &amp; THREE-WAY SWITCH</b>					
TM813ICC	15	120	Ivory	•	•
TM813WCC	15	120	White	•	•
TM813CC	15	120	Brown	•	•
TM813BKCC	15	120	Black	•	•
TM813LACC	15	120	Light Almond	•	•
<b>TWO THREE-WAY SWITCHES</b>					
TM833ICC	15	120	Ivory	•	•
TM833WCC	15	120	White	•	•
TM833CC	15	120	Brown	•	•
TM833BKCC	15	120	Black	•	•
TM833LACC	15	120	Light Almond	•	•
<b>THREE SINGLE POLE SWITCHES</b>					
TM8111ICC	15	120	Ivory	•	•
TM8111WCC	15	120	White	•	•
TM8111CC	15	120	Brown	•	•
TM8111BKCC	15	120	Black	•	•
TM8111LACC	15	120	Light Almond	•	•
<b>TWO SINGLE POLE SWITCHES &amp; THREE-WAY SWITCH</b>					
TM8113WCC	15	120	White	•	•
TM8113BKCC	15	120	Black	•	•
<b>FOUR SINGLE POLE SWITCHES</b>					
TM81111ICC	15	120	Ivory	•	•
TM81111WCC	15	120	White	•	•
TM81111CC	15	120	Brown	•	•
TM81111BKCC	15	120	Black	•	•
TM81111LACC	15	120	Light Almond	•	•

SWITCHES

# DEVICES & WALL PLATES

## Color Selection Chart

### Devices & Plastic Wall Plate Colors



Ivory    Light Almond    White    Green    Antique Brass    Dark Bronze    Nickel



Black    Blue    Brown    Gray    Orange    Red

See specific device and wall plate catalog charts for particular color availabilities.

### Metal Wall Plates

Metal Finish



Aluminum    Brass (Brushed)    Polished Brass    Stainless Steel    Brushed Bronze    Chrome

### Custom Metal Wall Plates Paint Finish Colors

Paint Color



Orange    Green    Gray    Yellow    Glossy Black    Brown    White



Primer    Red    Pink    Flat Black    Ivory    Light Almond    Blue


To order custom metal wall plates, see Pages P-41 – P-45.

**For additional colors consult factory.**


All devices listed on this page conform to NEMA WD-1 and WD-6.

# SWITCHES


## TradeMaster® Decorator Combination Switches 15A, 120VAC



TM811WCC



TM8111WCC



TM81111WCC

### Features

- Impact-resistant face and body.
- Fully rounded back body protects wires from being damaged by sharp edges.
- Clear identification of circuits.
- External screw-pressure-plate back and side wired. Accepts #12 and #14 AWG.
- Ground screw position under the end of the strap minimizes the risk of contact.
- Full wraparound metal strap with lock-in tabs.
- Patented split circuit tab – easily accessible, and can be reinstalled without a tool.
- Unique "Up/Down" switches match the look and feel of standard Decorator switches.
- Largest breadth of 15 amp offering.
- All screws are tri-drive.
- Tamper-resistant version features dual mechanical shutter system to help prevent insertion of foreign objects (see Page A-26).

CATALOG NUMBER	RATING		COLOR	3rd PARTY COMPLIANCE	
	A.	VAC		UL20	cULus
<b>TWO SINGLE POLE SWITCHES</b>					
TM811ICC	15	120	Ivory	•	•
TM811WCC	15	120	White	•	•
TM811CC	15	120	Brown	•	•
TM811BKCC	15	120	Black	•	•
TM811LACC	15	120	Light Almond	•	•
<b>SINGLE POLE SWITCH &amp; THREE-WAY SWITCH</b>					
TM813ICC	15	120	Ivory	•	•
TM813WCC	15	120	White	•	•
TM813CC	15	120	Brown	•	•
TM813BKCC	15	120	Black	•	•
TM813LACC	15	120	Light Almond	•	•
<b>TWO THREE-WAY SWITCHES</b>					
TM833ICC	15	120	Ivory	•	•
TM833WCC	15	120	White	•	•
TM833CC	15	120	Brown	•	•
TM833BKCC	15	120	Black	•	•
TM833LACC	15	120	Light Almond	•	•
<b>THREE SINGLE POLE SWITCHES</b>					
TM8111ICC	15	120	Ivory	•	•
TM8111WCC	15	120	White	•	•
TM8111CC	15	120	Brown	•	•
TM8111BKCC	15	120	Black	•	•
TM8111LACC	15	120	Light Almond	•	•
<b>TWO SINGLE POLE SWITCHES &amp; THREE-WAY SWITCH</b>					
TM8113WCC	15	120	White	•	•
TM8113BKCC	15	120	Black	•	•
<b>FOUR SINGLE POLE SWITCHES</b>					
TM81111ICC	15	120	Ivory	•	•
TM81111WCC	15	120	White	•	•
TM81111CC	15	120	Brown	•	•
TM81111BKCC	15	120	Black	•	•
TM81111LACC	15	120	Light Almond	•	•

SWITCHES

# DEVICES & WALL PLATES

## Color Selection Chart

### Devices & Plastic Wall Plate Colors



Ivory    Light Almond    White    Green    Antique Brass    Dark Bronze    Nickel



Black    Blue    Brown    Gray    Orange    Red

See specific device and wall plate catalog charts for particular color availabilities.

### Metal Wall Plates

Metal Finish




Aluminum    Brass (Brushed)    Polished Brass    Stainless Steel    Brushed Bronze    Chrome

### Custom Metal Wall Plates Paint Finish Colors

Paint Color



Orange    Green    Gray    Yellow    Glossy Black    Brown    White



Primer    Red    Pink    Flat Black    Ivory    Light Almond    Blue

To order custom metal wall plates, see Pages P-41 – P-45.

**For additional colors consult factory.**

All devices listed on this page conform to NEMA WD-1 and WD-6.