

Ceiling Boxes

3 1/2" NON-METALLIC CEILING BOXES – PVC


2 7/8" DEEP

UL LISTED

Weight limit: 50 lbs. for fixture except where indicated.



TP16200,
(TP16201 – 2 1/8" Deep)
Old Work



TP16201



TP16311

Cat. #	Clamps	Ground Plate	Bracket/ Bar Hanger	Capacity Cu. In.	No. of Clamp Openings	Unit Qty.	Wt. Lbs. Per 100
TP16200†	Yes	-	Snap	16.0	4	50	27
TP16201†	Yes	Yes	Snap	16.0	4	50	29
TP16311*	Yes	Yes	Nails	20.0	4	75	20

*Nail bracket is set 1 7/16" back from the face of the box.

†Weight limit is 6 lbs. for wall mounted fixtures only.

Ceiling Boxes

4" NON-METALLIC CEILING BOXES – PVC

2¹/₄" DEEP

UL LISTED

Weight limit: 50 lbs. for fixture except where indicated.



TP16111, TP16110



TP16122, TP16123

Cat. #	Clamps	Ground Plate	Bracket/ Bar Hanger	Capacity Cu. In.	No. of Cable Pry-outs	Unit Qty.	Wt. Lbs. Per 100
TP16111	Yes	-	Nails	20.3	4	75	19
TP16110	Yes	Yes	Nails	20.0	4	75	21
TP16122	Yes	-	14" - 16"	20.8	4	20	59
TP16123	Yes	Yes	14" - 16"	20.8	4	20	61

NON-METALLIC CEILING FAN BOXES

2³/₁₆" DEEP

UL LISTED

With clamps for non-metallic cable.

All mounting hardware supplied; suitable for support of fans weighing up to 35 lbs.

Features:

- Made of heavy duty, engineered thermoplastic material
- Offers the labor saving feature of quick entry and integral clamping
- Eliminates the need to use a screwdriver to break open pry-outs
- The easy access entry point serves as a wire clamp, eliminating time required to mechanically secure the wire to the box



TP16511

Cat. #	Diameter	Mounting Method	Capacity Cu. In.	No. of Clamp Openings	Unit Qty.	Wt. Lbs. Per 100
TP16511	4"	Nails Only	22.5	6	25	21

Ceiling Boxes

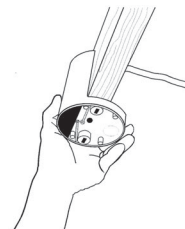
CEILING FAN BOXES – PVC

UL LISTED

Weight limits: fans and fixtures are supported independent of outlet box. Mounting screws go through box and into joist. Box will support up to 70 lbs. for fans and 90 lbs. for fixtures. Provided with Romex connector.

Applications:

- For use with wood studs only



TP1300

Cat. #	Description	Capacity Cu. In.	Knockouts	Integral Clamp	Unit Qty.	Wt. Lbs. Per 100
TP1300	4 ¹ / ₁₆ " Dia., 1/2" Deep Pan Section, 4" Deep Overall – with Mtg. Hardware and External Clamp, Protective Cover	14.0	3 - 1/2"	1	24	34

ROUND BLANK COVER – PVC

4³/₄" DIA. (FOR 3¹/₂" & 4" ROUND CEILING BOXES)



TP1040

Cat. #	Color	Screws	Unit Qty.	Wt. Lbs. Per 100
TP1040	Gray	-	100	10

Ceiling Boxes

3 1/2" NON-METALLIC CEILING BOXES – PVC

2 7/8" DEEP

UL LISTED

Weight limit: 50 lbs. for fixture except where indicated.



TP16200,
(TP16201 – 2 7/8" Deep)
Old Work



TP16201



TP16311

Cat. #	Clamps	Ground Plate	Bracket/ Bar Hanger	Capacity Cu. In.	No. of Clamp Openings	Unit Qty.	Wt. Lbs. Per 100
TP16200†	Yes	-	Snap	16.0	4	50	27
TP16201†	Yes	Yes	Snap	16.0	4	50	29
TP16311*	Yes	Yes	Nails	20.0	4	75	20

*Nail bracket is set 1 7/16" back from the face of the box.

†Weight limit is 6 lbs. for wall mounted fixtures only.

Ceiling Boxes

4" NON-METALLIC CEILING BOXES – PVC

2 1/4" DEEP

UL LISTED

Weight limit: 50 lbs. for fixture except where indicated.



TP16111, TP16110



TP16122, TP16123

Cat. #	Clamps	Ground Plate	Bracket/ Bar Hanger	Capacity Cu. In.	No. of Cable Pry-outs	Unit Qty.	Wt. Lbs. Per 100
TP16111	Yes	-	Nails	20.3	4	75	19
TP16110	Yes	Yes	Nails	20.0	4	75	21
TP16122	Yes	-	14" - 16"	20.8	4	20	59
TP16123	Yes	Yes	14" - 16"	20.8	4	20	61

NON-METALLIC CEILING FAN BOXES

2 3/16" DEEP

UL LISTED

With clamps for non-metallic cable.

All mounting hardware supplied; suitable for support of fans weighing up to 35 lbs.

Features:

- Made of heavy duty, engineered thermoplastic material
- Offers the labor saving feature of quick entry and integral clamping
- Eliminates the need to use a screwdriver to break open pry-outs
- The easy access entry point serves as a wire clamp, eliminating time required to mechanically secure the wire to the box



TP16511

Cat. #	Diameter	Mounting Method	Capacity Cu. In.	No. of Clamp Openings	Unit Qty.	Wt. Lbs. Per 100
TP16511	4"	Nails Only	22.5	6	25	21

Ceiling Boxes

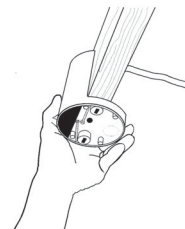
CEILING FAN BOXES – PVC

UL LISTED

Weight limits: fans and fixtures are supported independent of outlet box. Mounting screws go through box and into joist. Box will support up to 70 lbs. for fans and 90 lbs. for fixtures. Provided with Romex connector.

Applications:

- For use with wood studs only



TP1300

Cat. #	Description	Capacity Cu. In.	Knockouts	Integral Clamp	Unit Qty.	Wt. Lbs. Per 100
TP1300	4 ¹ / ₁₆ " Dia., 1/2" Deep Pan Section, 4" Deep Overall – with Mtg. Hardware and External Clamp, Protective Cover	14.0	3 - 1/2"	1	24	34

ROUND BLANK COVER – PVC

4³/₄" DIA. (FOR 3¹/₂" & 4" ROUND CEILING BOXES)



TP1040

Cat. #	Color	Screws	Unit Qty.	Wt. Lbs. Per 100
TP1040	Gray	-	100	10