

# Combination USB charger with tamper resistant single receptacle

Project Name:	Prepared By:
Project Number:	Date:
Catalog Number:	Type:

## Description

2-pole, 3-wire grounding  
 15A, 125V/AC, 5V DC 700MA  
 15A, 125V/AC, 5V DC 2.4A  
 NEMA 5-15R



5-15R

## Design features

- Standard AC receptacle with two USB charging ports for conveniently charging most electronic components
- Dual USB charging ports charge most compatible electronic devices that charge via a 5V power adapter
- Tamper resistant receptacles provide compliance with 2014 NEC® Article 406.12 which states that all 15A and 20A, 125V/AC receptacles installed in dwelling units must be tamper resistant
- Automatic grounding system eliminates need for bonding jumper in grounded metal enclosure and provides redundant measure of ground continuity where jumper is used
- Thermoplastic top and back-body are virtually unbreakable to deliver years of durable performance
- Steel mounting strap is zinc plated for added corrosion resistance
- Convenient patented built-in wire strippers speeds installation
- Backwire clamps on side terminals provide for easy installation of #12 and #14 AWG wire
- Triple wipe blade contacts and double wipe ground contacts to insure long-term plug retention
- Replaces a standard duplex receptacle
- Uses a decorator style wallplate



TR7740



TR7741

**Table 1. Combination USB charger with TR receptacle**

Catalog no.	Description	Rating				Color suffix
		A	V/AC	A	V/DC	
□ TR7740__	Combination USB charger with tamper resistant single receptacle	15	125	0.7	5	A, BK, GY, LA, V, W
□ TR7741__	Combination USB charger with tamper resistant single receptacle	15	125	2.4	5	A, B, BK, GY, LA, V, W

cULus Listed UL 498 and UL1310; NOM certified

**Compliances, specifications and availability are subject to change without notice.**



Powering Business Worldwide

Project Name:	Prepared By:
Project Number:	Date:
Catalog Number:	Type:

## Applications

The Arrow Hart USB receptacle provides quick and convenient access to charge virtually any electronic accessory including smart phones, tablets, e-readers, cameras and MP3 players. The specification grade device is built to withstand the demands of residential and commercial environments while also providing code compliance with 2014 NEC® article 406.12 that requires tamper resistant receptacles in dwelling units.

**Table 2. Specifications**

Catalog no.	TR7740, TR7741 series
<b>Device type</b>	<b>Combination USB TR single receptacle</b>
<b>Wiring type</b>	Back & side wire
<b>Testing &amp; code compliance</b>	cULus Listed to UL498 and UL1310
<b>Environmental specifications</b>	<b>Flammability:</b> Meets UL94 requirements; V0, 5VA rated <b>Temperature rating:</b> 0°C to 40°C (32°F to 104°F)
<b>Electrical specifications:</b> <b>AC output</b>	<b>Dielectric voltage:</b> Receptacle withstands 2000V per UL498 <b>Temperature rise:</b> Receptacle - max. 30°C (86°F) after 100 cycles of overload @ 150% of rated current (DC)
<b>Electrical specifications:</b> <b>DC output</b>	<b>Switching frequency:</b> Typical 66kHz <b>Output voltage:</b> Nominal 5V (+/- 10%) <b>Protection:</b> Current limiting and thermal shutdown protection <b>Output current:</b> Constant current maximum 0.7A (TR7740), 2.4A (TR7741)
<b>AC input</b>	
<b>Mechanical specifications</b>	<b>Base device terminal accommodation:</b> #14 or #12 AWG <b>Voltage ratings:</b> Permanently marked on device

**Table 3. Materials**

Catalog no.	TR7740, TR7741 series
<b>Face</b>	PVC
<b>Base</b>	PVC
<b>Strap</b>	0.045" thick steel, zinc plated
<b>Auto ground clip</b>	Phosphor bronze
<b>Line contacts</b>	0.030" thick triple wipe brass
<b>Ground contact</b>	0.030" thick double wipe brass
<b>Terminal screws</b>	#8-32 steel, brass plated; neutral screw nickel plated
<b>Ground screw</b>	#8-32 steel, zinc plated, green
<b>Tamper resistant</b>	Reliable Delrin® shutter assembly

**Table 4. Color ordering information**

For ordering devices, include Cat. no. followed by the color suffix: A (Almond), B (Brown), BK (Black), GY (Gray), LA (Light Almond), V (Ivory), W (White)

A	B	BK	GY	LA	V	W
Almond	Brown	Black	Gray	Lt. Almond	Ivory	White

Project Name:	Prepared By:
Project Number:	Date:
Catalog Number:	Type:

### Wiring diagram

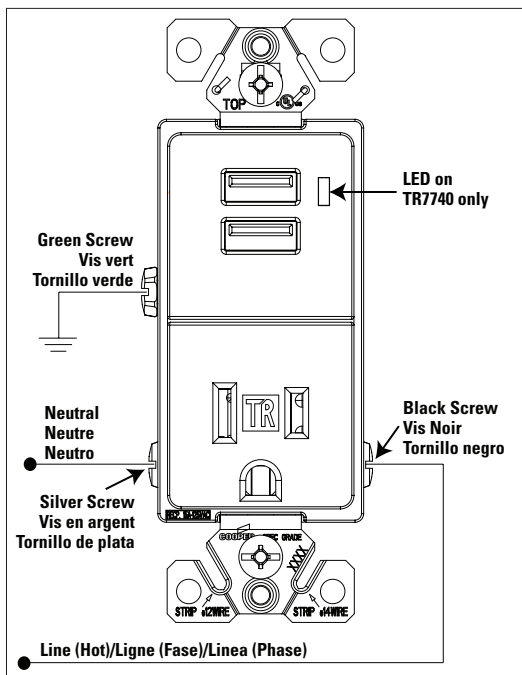


Figure 1. TR7740 and TR7741 line art wiring diagram

### Product dimensions

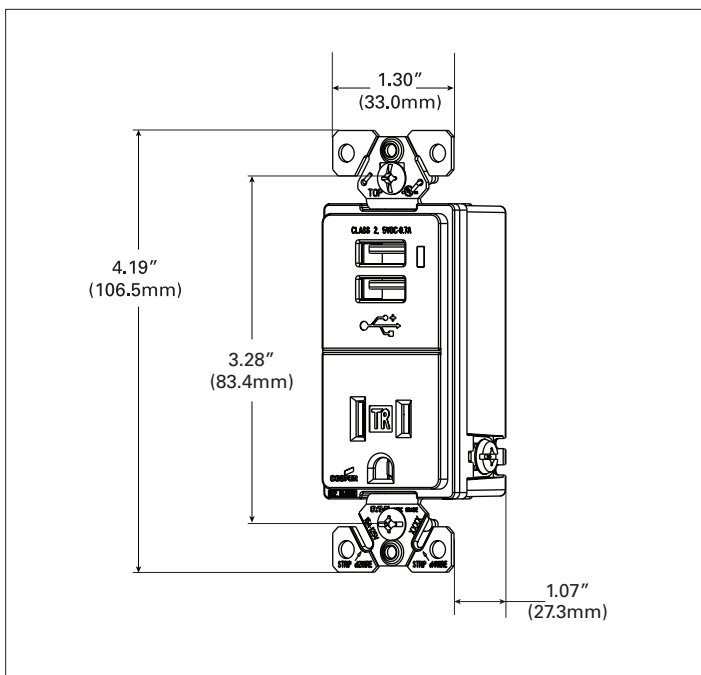


Figure 2. TR7740 line art with dimensions

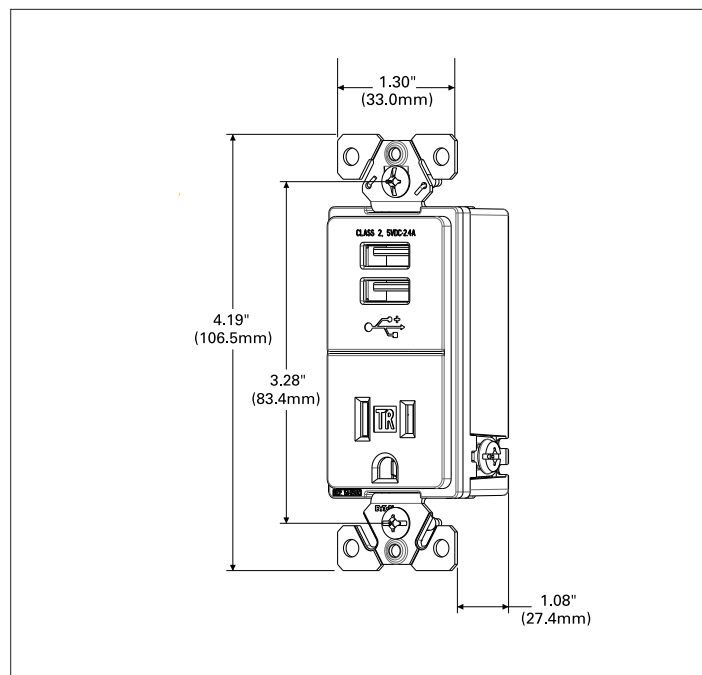



Figure 3. TR7741 line art with dimensions

Project Name:	Prepared By:
Project Number:	Date:
Catalog Number:	Type:

## Certifications & compliances

Catalog no.		
TR7740	•	•
TR7741	•	•

**KEY:**  cULus  NOM

Compliances, specifications and availability are subject to change without notice.

Electrical Sector  
203 Cooper Circle  
Peachtree City, GA 30269  
United States  
Eaton.com  
Eaton.com/wiringdevices

Electrical Sector  
Canada Operations  
5925 McLaughlin Road  
Mississauga, Ontario, L5R 1B8  
Canada  
EatonCanada.ca  
Eaton.com/wiringdevices

Electrical Sector  
Mexico Operations  
Carr. Tlalnepantla -  
Cuautitlán Km 17.8 s/n  
Col. Villa Jardín esq.  
Cerrada 8 de Mayo  
Cuautitlán, México CP 54800  
México  
Eaton.mx  
Eaton.com/wiringdevices

**Eaton**  
1000 Eaton Boulevard  
Cleveland, OH 44122  
United States  
Eaton.com

© 2016 Eaton  
All Rights Reserved  
Printed in USA  
Publication No. TD610020EN  
March 2016

Eaton is a registered trademark.  
All other trademarks are property  
of their respective owners.