



# TWR2 LED LED Wall Luminaire



Catalog  
Number

Notes

Type

Hit the Tab key or mouse over the page to see all interactive elements.

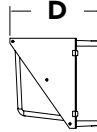
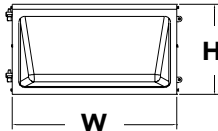
## Specifications

**Width:** 17"  
(43.2 cm)

**Height:** 9"  
(22.9 cm)

**Depth:** 9-5/16"  
(23.6 cm)

**Weight:** 17.2 lbs  
(7.8 kg)



## Introduction

The popular TWR2 luminaire is now available with long-lasting, energy-efficient LED technology. Featuring a classic dayform, the TWR2 LED offers a traditional appearance and is powered by advanced LEDs.

The TWR2 LED luminaire is powerful yet energy efficient, capable of replacing up to a 400W metal halide luminaire while saving up to 86% in energy costs. Offering an expected service life of more than 20 years, the TWR2 LED eliminates frequent lamp and ballast replacements associated with traditional technologies.

## Ordering Information

**EXAMPLE:** TWR2 LED 1 50K MVOLT DDB

TWR2 LED		Performance Package		Color Temperature		Voltage		Finish	
Series									
TWR2 LED	1	7,900 lumens	50K	5000 K <sup>1</sup>	MVOLT <sup>2</sup>	DDB	Dark bronze		

### NOTES

- Correlated color temperature (CCT) shown is nominal per ANSI C78, 377-2008.
- MVOLT driver operates on any line voltage from 120-277V (50/60 Hz).

## FEATURES & SPECIFICATIONS

### INTENDED USE

The TWR2 LED combines traditional wall pack design with high-output LEDs to provide an energy-efficient, low maintenance LED wall pack suitable for replacing up to 400W MH fixtures. The traditional shape helps maintain building aesthetics when replacing only a portion of your building's wall packs. TWR2 LED is ideal for outdoor applications such as carports, loading areas, driveways and parking areas.

### CONSTRUCTION

Rugged cast-aluminum housing with bronze polyester powder paint for lasting durability. Door is hinged on the side so door swings out of the way during installation and service. Castings are sealed with a one-piece gasket to inhibit the entrance of external contaminants. MVOLT driver operates on any line voltage from 120-277V (50/60Hz). 10kV surge protection included. Rated for outdoor installations, -40°C minimum ambient.

### OPTICS

High-performance LEDs maintain up to 90% of light output at 100,000 hours of service life (L90/100,000 hours). Prismatic glass lens designed for superior lighting distribution, uniformity and fixture spacing. See Lighting Facts label and photometry reports for specific fixture performance.

### INSTALLATION

Designed for wall mounting above four feet from ground. Housing is configured for mounting directly over a standard 4" outlet box (by others) or for surface wiring via any of three convenient 1/2" threaded conduit entry hubs.

### LISTINGS

UL Listed to U.S. and Canadian safety standards for wet locations. Tested in accordance with IESNA LM-79 and LM-80 standards.

DesignLights Consortium® (DLC) qualified product. Not all versions of this product may be DLC qualified. Please check the DLC Qualified Products List at [www.designlights.org](http://www.designlights.org) to confirm which versions are qualified.

### WARRANTY

5-year limited warranty. Complete warranty terms located at: [www.acuitybrands.com/CustomerResources/Terms\\_and\\_conditions.aspx](http://www.acuitybrands.com/CustomerResources/Terms_and_conditions.aspx).

**Note:** Actual performance may differ as a result of end-user environment and application. All values are design or typical values, measured under laboratory conditions at 25 °C. Specifications subject to change without notice.



## Performance Data

### Lumen Output

Lumen values are from photometric tests performed in accordance with IESNA LM-79-08. Data is considered to be representative of the configurations shown, within the tolerances allowed by Lighting Facts.

Performance Package	CCT	System Watts	50K (5000 K, 67 CRI)				
			Lumens	B	U	G	LPW
1	5000 K	68W	7,900	1	5	5	116

### Electrical Load

Fixture Model No.	System Watts	Current (A)			
		120V	208V	240V	277V
TWR2 LED 1 50K MVOLT	68W	0.57	0.34	0.30	0.28

### Lumen Ambient Temperature (LAT) Multipliers

Use these factors to determine relative lumen output for average ambient temperatures from 0-40°C (32-104°F).

Ambient		Lumen Multiplier
0°C	32°F	1.03
10°C	50°F	1.01
20°C	68°F	1.00
<b>25°C</b>	<b>77°F</b>	<b>1.00</b>
30°C	86°F	0.99
40°C	104°F	0.98

### Projected LED Lumen Maintenance

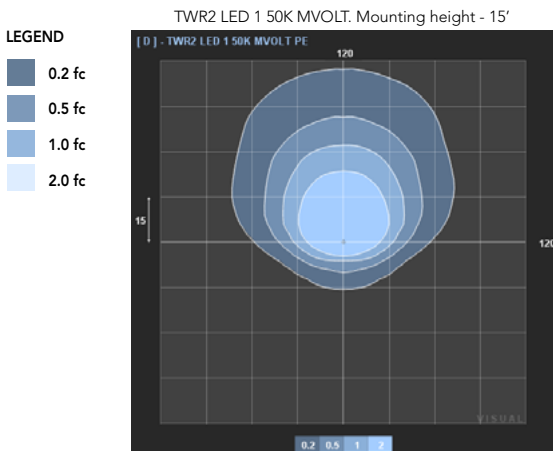
Data references the extrapolated performance projections in a **40°C ambient**, based on 6,000 hours of LED testing (tested per IESNA LM-80-08 and projected per IESNA TM-21-11).

To calculate LLF, use the lumen maintenance factor that corresponds to the desired number of operating hours below. For other lumen maintenance values, contact factory.

Operating Hours	0	25,000	50,000	60,000	100,000
LM Factor TWR2 LED 1	1.0	>0.96	>0.94	>0.92	>0.90

## Photometric Diagrams

To see complete photometric reports or download .ies files for this product, visit the Lithonia Lighting TWR2 LED homepage. Tested in accordance with IESNA LM-79 and LM-80 standards



## Lighting Facts Labels

Lithonia Lighting

**LED lighting facts**  
A Program of the U.S. DOE

---

**Light Output (Lumens)** 7900  
**Watts** 68  
**Lumens per Watt (Efficacy)** 116.18

---

**Color Accuracy**  
Color Rendering Index (CRI) 80

---

**Light Color**  
Correlated Color Temperature (CCT) 5000 (Daylight)

2700K 3000K 4500K 6500K

All results are according to IESNA LM-79-08: Approved Method for the Electrical and Photometric Testing of Solid-State Lighting. The U.S. Department of Energy (DOE) verifies product test data and results.

Visit [www.lightingfacts.com](http://www.lightingfacts.com) for the Label Reference Guide.

Registration Number: NJSM-EKKFL1 (11/15/2016)  
Model Number: TWR2 LED 1 50K MVolt (Upgrade: 11/15/2016)  
Type: Luminaire - Other





# TWR2 LED LED Wall Luminaire



Catalog  
Number

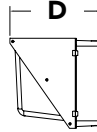
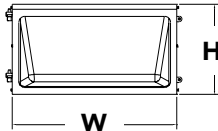
Notes

Type

Hit the Tab key or mouse over the page to see all interactive elements.

## Specifications

<b>Width:</b>	17" (43.2 cm)
<b>Height:</b>	9" (22.9 cm)
<b>Depth:</b>	9-5/16" (23.6 cm)
<b>Weight:</b>	17.2 lbs (7.8 kg)



## Introduction

The popular TWR2 luminaire is now available with long-lasting, energy-efficient LED technology. Featuring a classic dayform, the TWR2 LED offers a traditional appearance and is powered by advanced LEDs.

The TWR2 LED luminaire is powerful yet energy efficient, capable of replacing up to a 400W metal halide luminaire while saving up to 86% in energy costs. Offering an expected service life of more than 20 years, the TWR2 LED eliminates frequent lamp and ballast replacements associated with traditional technologies.

## Ordering Information

**EXAMPLE:** TWR2 LED 1 50K MVOLT DDB

TWR2 LED		Performance Package		Color Temperature		Voltage		Finish	
Series									
TWR2 LED	1	7,900 lumens	50K	5000 K <sup>1</sup>	MVOLT <sup>2</sup>	DDB	Dark bronze		

### NOTES

- Correlated color temperature (CCT) shown is nominal per ANSI C78, 377-2008.
- MVOLT driver operates on any line voltage from 120-277V (50/60 Hz).

## FEATURES & SPECIFICATIONS

### INTENDED USE

The TWR2 LED combines traditional wall pack design with high-output LEDs to provide an energy-efficient, low maintenance LED wall pack suitable for replacing up to 400W MH fixtures. The traditional shape helps maintain building aesthetics when replacing only a portion of your building's wall packs. TWR2 LED is ideal for outdoor applications such as carports, loading areas, driveways and parking areas.

### CONSTRUCTION

Rugged cast-aluminum housing with bronze polyester powder paint for lasting durability. Door is hinged on the side so door swings out of the way during installation and service. Castings are sealed with a one-piece gasket to inhibit the entrance of external contaminants. MVOLT driver operates on any line voltage from 120-277V (50/60Hz). 10kV surge protection included. Rated for outdoor installations, -40°C minimum ambient.

### OPTICS

High-performance LEDs maintain up to 90% of light output at 100,000 hours of service life (L90/100,000 hours). Prismatic glass lens designed for superior lighting distribution, uniformity and fixture spacing. See Lighting Facts label and photometry reports for specific fixture performance.

### INSTALLATION

Designed for wall mounting above four feet from ground. Housing is configured for mounting directly over a standard 4" outlet box (by others) or for surface wiring via any of three convenient 1/2" threaded conduit entry hubs.

### LISTINGS

UL Listed to U.S. and Canadian safety standards for wet locations. Tested in accordance with IESNA LM-79 and LM-80 standards.

DesignLights Consortium® (DLC) qualified product. Not all versions of this product may be DLC qualified. Please check the DLC Qualified Products List at [www.designlights.org](http://www.designlights.org) to confirm which versions are qualified.

### WARRANTY

5-year limited warranty. Complete warranty terms located at: [www.acuitybrands.com/CustomerResources/Terms\\_and\\_conditions.aspx](http://www.acuitybrands.com/CustomerResources/Terms_and_conditions.aspx).

**Note:** Actual performance may differ as a result of end-user environment and application. All values are design or typical values, measured under laboratory conditions at 25 °C. Specifications subject to change without notice.



## Performance Data

### Lumen Output

Lumen values are from photometric tests performed in accordance with IESNA LM-79-08. Data is considered to be representative of the configurations shown, within the tolerances allowed by Lighting Facts.

Performance Package	CCT	System Watts	50K (5000 K, 67 CRI)				
			Lumens	B	U	G	LPW
1	5000 K	68W	7,900	1	5	5	116

### Electrical Load

Fixture Model No.	System Watts	Current (A)			
		120V	208V	240V	277V
TWR2 LED 1 50K MVOLT	68W	0.57	0.34	0.30	0.28

### Lumen Ambient Temperature (LAT) Multipliers

Use these factors to determine relative lumen output for average ambient temperatures from 0-40°C (32-104°F).

Ambient		Lumen Multiplier
0°C	32°F	1.03
10°C	50°F	1.01
20°C	68°F	1.00
<b>25°C</b>	<b>77°F</b>	<b>1.00</b>
30°C	86°F	0.99
40°C	104°F	0.98

### Projected LED Lumen Maintenance

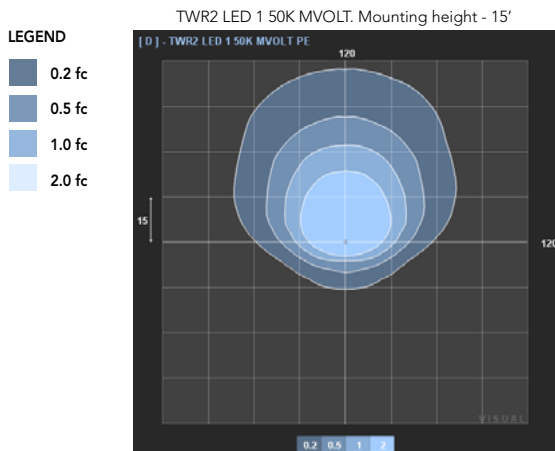
Data references the extrapolated performance projections in a **40°C ambient**, based on 6,000 hours of LED testing (tested per IESNA LM-80-08 and projected per IESNA TM-21-11).

To calculate LLF, use the lumen maintenance factor that corresponds to the desired number of operating hours below. For other lumen maintenance values, contact factory.

Operating Hours	0	25,000	50,000	60,000	100,000
LM Factor TWR2 LED 1	1.0	>0.96	>0.94	>0.92	>0.90

## Photometric Diagrams

To see complete photometric reports or download .ies files for this product, visit the Lithonia Lighting TWR2 LED homepage. Tested in accordance with IESNA LM-79 and LM-80 standards



## Lighting Facts Labels

Lithonia Lighting

LED  
lighting facts®

A Program of the U.S. DOE

---

**Light Output (Lumens)** 7900

**Watts** 68

**Lumens per Watt (Efficacy)** 116.18

---

**Color Accuracy** 80

Color Rendering Index (CRI)

---

**Light Color** 5000 (Daylight)

Correlated Color Temperature (CCT)

Warm White    Bright White    Daylight

2700K    3000K    4500K    6500K

---

All results are according to IESNA LM-79-08: Approved Method for the Electrical and Photometric Testing of Solid-State Lighting. The U.S. Department of Energy (DOE) verifies product test data and results.

Visit [www.lightingfacts.com](http://www.lightingfacts.com) for the Label Reference Guide.

---

Registration Number: NJSM-EKKFL1 (11/15/2016)  
Model Number: TWR2 LED 1 50K MVolt (Upgrade: 11/15/2016)  
Type: Luminaire - Other

