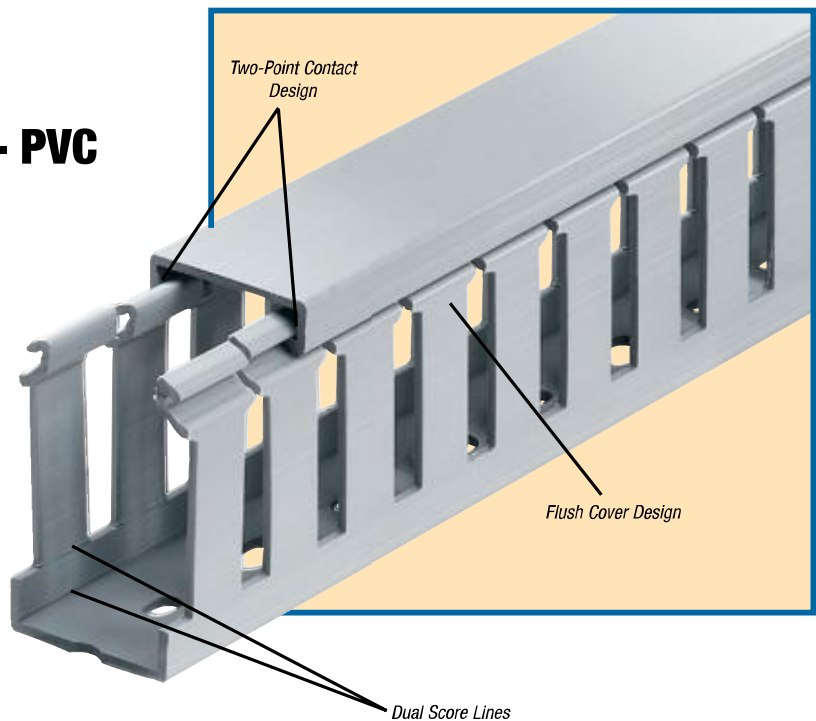


## Ty-Duct® Wiring Duct

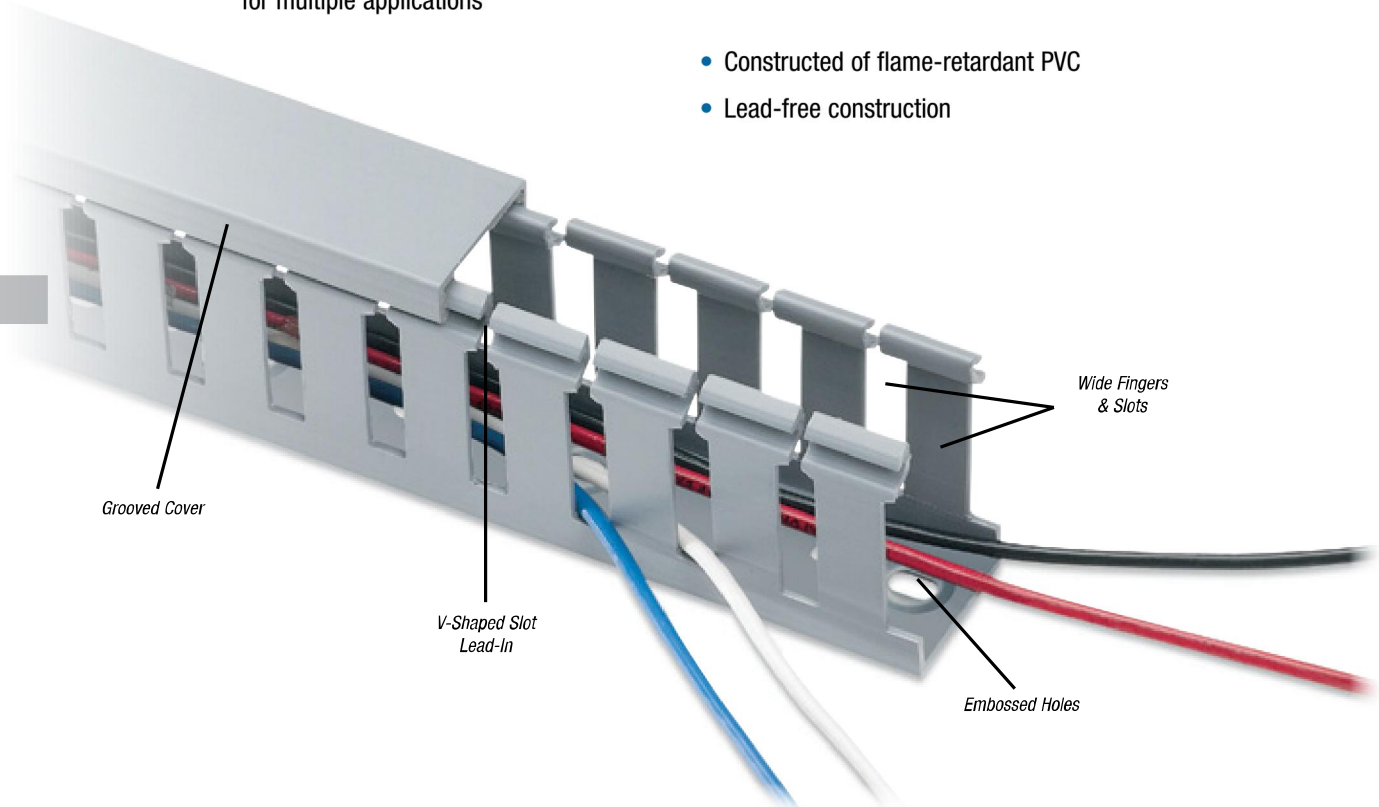
Greater sidewall rigidity with increased versatility!

### Wide Slot Wiring Duct — PVC

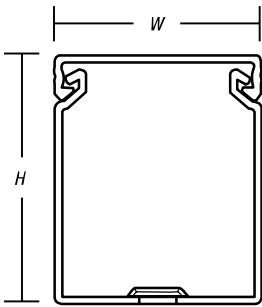
- Wide fingers and slots increase rigidity and enable insertion of bundles
- Non-slip cover does not slide easily and resists vibration
- Rounded edges keep hands and wires free of abrasion
- V-shaped slot lead-in enables easier and faster wire installation
- Dual score lines are designed to yield clean breakoffs at the base of the slot and the duct
- Restricted slot design makes sure that wires are held with or without the cover inserted
- Cover attaches flush with sidewall for finished look and increased wire capacity
- Versatile North American and DIN Standard mounting holes enables same duct for multiple applications



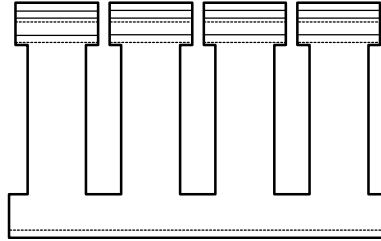
- Constructed of flame-retardant PVC
- Lead-free construction



## Ty-Duct® Wiring Duct



Front View with Cover



Side View without Cover

For a complete listing of Wide Slot mounting and dimensional details, see page C-84.



CAT. NO.*	DESCRIPTION	SIZE (W X H)		COVER CAT. NO.*	DUCT STD. CTN. QTY.	COVER STD. CTN. QTY.	LENGTH (FT.)
		IN.	MM				
TY75X15WP[_]J6	.75" x 1.5"	.94 x 1.70	23.9 x 43.2	TY75CP[_]J6	120	120	6
TY75X2WP[_]J6	.75" x 2"	.94 x 2.19	23.9 x 55.6		120		
TY1X1WP[_]J6	1" x 1"	1.25 x 1.24	31.8 x 31.5		120		
TY1X15WP[_]J6	1" x 1.5"	1.25 x 1.70	31.8 x 43.2		120		
TY1X2WP[_]J6	1" x 2"	1.25 x 2.19	31.8 x 55.6	TY1CP[_]J6	120	120	6
TY1X3WP[_]J6	1" x 3"	1.25 x 3.14	31.8 x 79.8		120		
TY1X4WP[_]J6	1" x 4"	1.25 x 4.46	31.8 x 113.3		60		
TY15X15WP[_]J6	1.5" x 1.5"	1.75 x 1.70	44.5 x 43.2		120		
TY15X2WP[_]J6	1.5" x 2"	1.75 x 2.19	44.5 x 55.6	TY15CP[_]J6	120	120	6
TY15X3WP[_]J6	1.5" x 3"	1.75 x 3.14	44.5 x 79.8		120		
TY15X4WP[_]J6	1.5" x 4"	1.75 x 4.46	44.5 x 113.3		60		
TY2X1WP[_]J6	2" x 1"	2.25 x 1.24	57.2 x 31.5		120		
TY2X15WP[_]J6	2" x 1.5"	2.25 x 1.70	57.2 x 43.2		120		
TY2X2WP[_]J6	2" x 2"	2.25 x 2.19	57.2 x 55.6	TY2CP[_]J6	120	120	6
TY2X3WP[_]J6	2" x 3"	2.25 x 3.14	57.2 x 79.8		60		
TY2X4WP[_]J6	2" x 4"	2.25 x 4.46	57.2 x 113.3		60		
TY2X5WP[_]J6	2" x 5"	2.25 x 5.15	57.2 x 130.8		60		
TY25X2WP[_]J6	2.5" x 2"	2.75 x 2.19	69.9 x 55.6		120		
TY25X3WP[_]J6	2.5" x 3"	2.75 x 3.14	69.9 x 79.8	TY25CP[_]J6	60	120	6
TY25X4WP[_]J6	2.5" x 4"	2.75 x 4.46	69.9 x 113.3		60		
TY3X1WP[_]J6	3" x 1"	3.25 x 1.24	82.6 x 31.5		120		
TY3X2WP[_]J6	3" x 2"	3.25 x 2.19	82.6 x 55.6		60		
TY3X3WP[_]J6	3" x 3"	3.25 x 3.14	82.6 x 79.8	TY3CP[_]J6	60	120	6
TY3X4WP[_]J6	3" x 4"	3.25 x 4.46	82.6 x 113.3		60		
TY3X5WP[_]J6	3" x 5"	3.25 x 5.15	82.6 x 130.8		60		
TY4X3WP[_]J6	4" x 3"	4.25 x 3.14	108.0 x 79.8	TY4CP[_]J6	60	120	6
TY4X4WP[_]J6	4" x 4"	4.25 x 4.46	108.0 x 113.3		30		
TY4X5WP[_]J6	4" x 5"	4.25 x 5.15	108.0 x 130.8		30		
TY6X4WP[_]J6	6" x 4"	6.25 x 4.46	158.8 x 113.3	TY6CP[_]J6	30	60	6

[\_] = space for color identifier:

G = Gray   
 W = White 

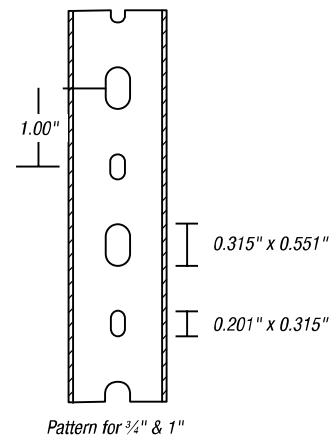
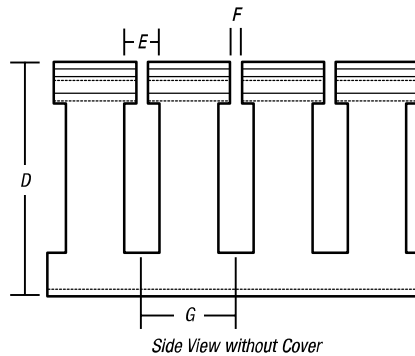
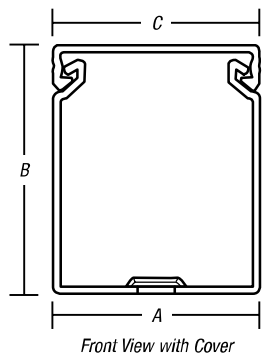
\* Catalog Number must be completed by adding suffix G for Gray, W for White.  
**Example:** TY75X1WPG6 is a .75" x 1" wide slot gray duct.

To order duct without mounting holes, add suffix NM to catalog number.  
**Example:** TY75X1WPG6NM is a .75" x 1" wide slot gray duct with no mounting holes.

PVC duct is UL® Recognized , CSA Certified and CE Compliant.

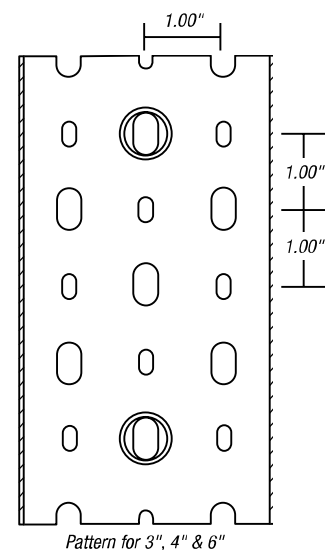
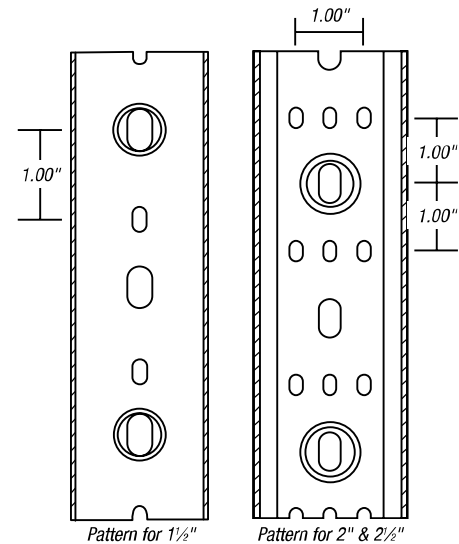
## Wiring Duct Technical Information

### Ty-Duct® Wide Slot Wiring Duct Dimensions



TRADE SIZE		DIMENSIONS (INCHES)						
W	H	A	B	C	D	E	F	G
.75	X 1.00	.94	1.24	.94	1.03	.30	.10	.80
.75	X 1.50	.94	1.70	.94	1.50	.30	.10	.80
.75	X 2.00	.94	2.19	.94	2.01	.30	.10	.80
1.00	X 1.00	1.25	1.24	1.25	1.03	.30	.10	.80
1.00	X 1.50	1.25	1.70	1.25	1.50	.30	.10	.80
1.00	X 2.00	1.25	2.19	1.25	2.01	.30	.10	.80
1.00	X 3.00	1.25	3.14	1.25	2.99	.30	.10	1.00
1.00	X 4.00	1.25	4.46	1.25	4.32	.30	.10	1.00
1.50	X 1.00	1.75	1.24	1.75	1.03	.30	.10	.80
1.50	X 1.50	1.75	1.70	1.75	1.50	.30	.10	.80
1.50	X 2.00	1.75	2.19	1.75	2.01	.30	.10	.80
1.50	X 3.00	1.75	3.14	1.75	2.99	.30	.10	1.00
1.50	X 4.00	1.75	4.46	1.75	4.32	.30	.10	1.00
2.00	X 1.00	2.25	1.24	2.25	1.05	.30	.10	.80
2.00	X 1.50	2.25	1.70	2.25	1.52	.30	.10	.80
2.00	X 2.00	2.25	2.19	2.25	2.03	.30	.10	.80
2.00	X 3.00	2.25	3.14	2.25	3.00	.30	.10	1.00
2.00	X 4.00	2.25	4.46	2.25	4.33	.30	.10	1.00
2.00	X 5.00	2.25	5.15	2.25	5.02	.38	.10	1.33
2.50	X 2.00	2.75	2.19	2.75	2.03	.30	.10	.80
2.50	X 3.00	2.75	3.14	2.75	3.00	.30	.10	1.00
2.50	X 4.00	2.75	4.46	2.75	4.33	.30	.10	1.00
3.00	X 1.00	3.25	1.24	3.25	1.06	.30	.10	.80
3.00	X 2.00	3.25	2.19	3.25	2.08	.30	.10	.80
3.00	X 3.00	3.25	3.14	3.25	3.06	.30	.10	1.00
3.00	X 4.00	3.25	4.46	3.25	4.39	.30	.10	1.00
3.00	X 5.00	3.25	5.15	3.25	5.06	.38	.10	1.33
4.00	X 1.50	4.25	1.70	4.25	1.58	.30	.10	.80
4.00	X 2.00	4.25	2.19	4.25	2.08	.30	.10	.80
4.00	X 3.00	4.25	3.14	4.25	3.06	.30	.10	1.00
4.00	X 4.00	4.25	4.46	4.25	4.39	.30	.10	1.00
4.00	X 5.00	4.25	5.15	4.25	5.06	.38	.10	1.33
6.00	X 4.00	6.25	4.46	6.25	4.39	.30	.10	1.00

Dimensions shown are for reference only. Contact T&B for specific dimensional needs.

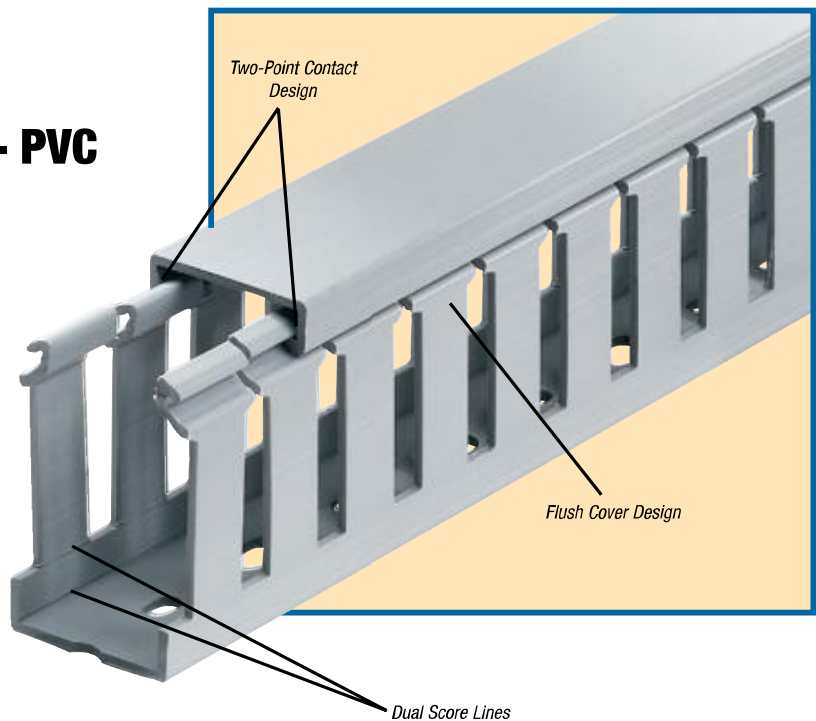


## Ty-Duct® Wiring Duct

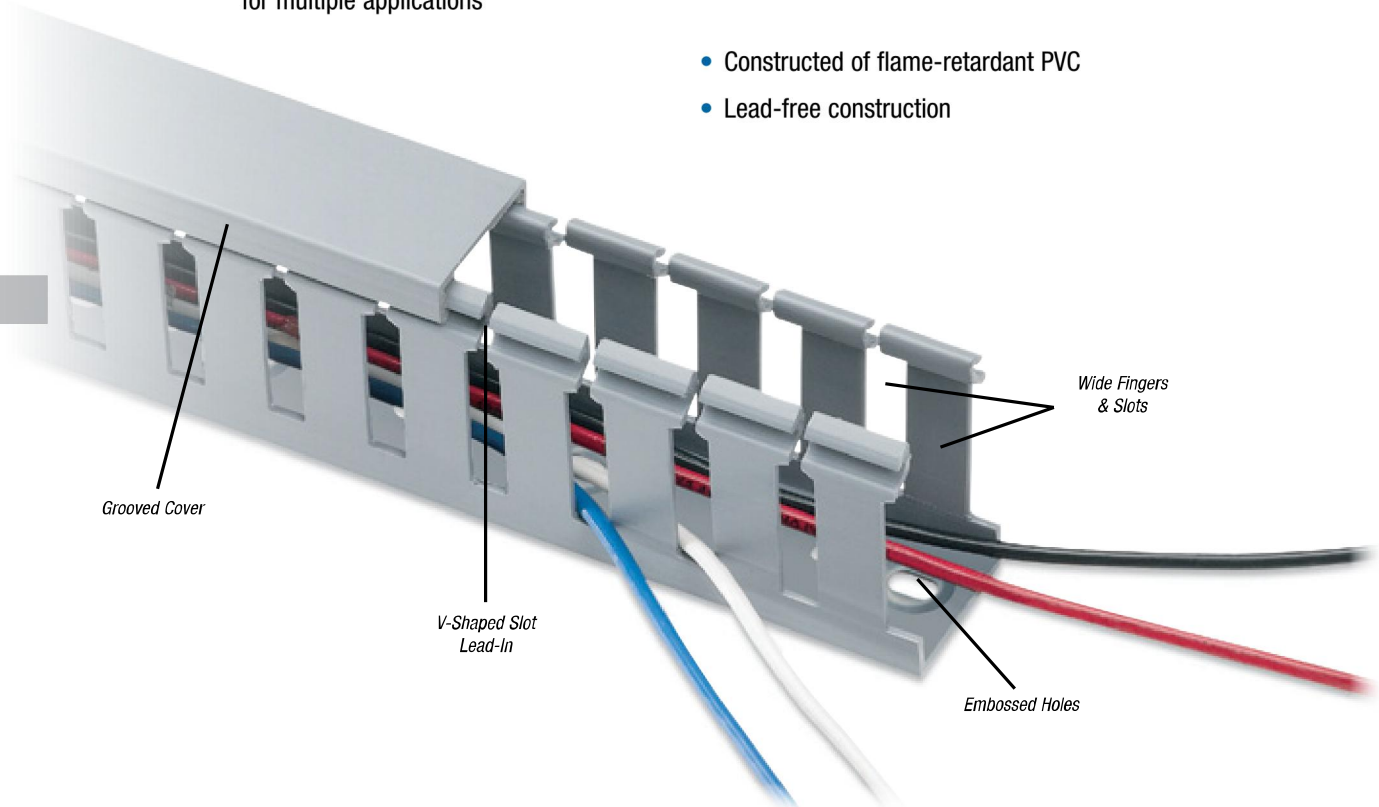
Greater sidewall rigidity with increased versatility!

### Wide Slot Wiring Duct — PVC

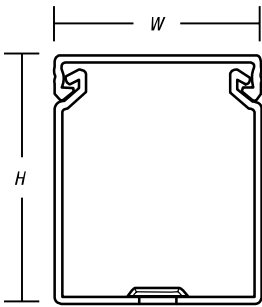
- Wide fingers and slots increase rigidity and enable insertion of bundles
- Non-slip cover does not slide easily and resists vibration
- Rounded edges keep hands and wires free of abrasion
- V-shaped slot lead-in enables easier and faster wire installation
- Dual score lines are designed to yield clean breakoffs at the base of the slot and the duct
- Restricted slot design makes sure that wires are held with or without the cover inserted
- Cover attaches flush with sidewall for finished look and increased wire capacity
- Versatile North American and DIN Standard mounting holes enables same duct for multiple applications



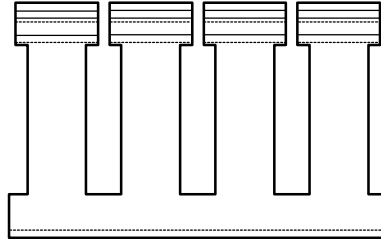
- Constructed of flame-retardant PVC
- Lead-free construction



## Ty-Duct® Wiring Duct



Front View with Cover




Side View without Cover

For a complete listing of Wide Slot mounting and dimensional details, see page C-84.



CAT. NO.*	DESCRIPTION	SIZE (W X H)		COVER CAT. NO.*	DUCT STD. CTN. QTY.	COVER STD. CTN. QTY.	LENGTH (FT.)
		IN.	MM				
TY75X15WP[_]J6	.75" x 1.5"	.94 x 1.70	23.9 x 43.2	TY75CP[_]J6	120	120	6
TY75X2WP[_]J6	.75" x 2"	.94 x 2.19	23.9 x 55.6		120		
TY1X1WP[_]J6	1" x 1"	1.25 x 1.24	31.8 x 31.5		120		
TY1X15WP[_]J6	1" x 1.5"	1.25 x 1.70	31.8 x 43.2		120		
TY1X2WP[_]J6	1" x 2"	1.25 x 2.19	31.8 x 55.6	TY1CP[_]J6	120	120	6
TY1X3WP[_]J6	1" x 3"	1.25 x 3.14	31.8 x 79.8		120		
TY1X4WP[_]J6	1" x 4"	1.25 x 4.46	31.8 x 113.3		60		
TY15X15WP[_]J6	1.5" x 1.5"	1.75 x 1.70	44.5 x 43.2		120		
TY15X2WP[_]J6	1.5" x 2"	1.75 x 2.19	44.5 x 55.6	TY15CP[_]J6	120	120	6
TY15X3WP[_]J6	1.5" x 3"	1.75 x 3.14	44.5 x 79.8		120		
TY15X4WP[_]J6	1.5" x 4"	1.75 x 4.46	44.5 x 113.3		60		
TY2X1WP[_]J6	2" x 1"	2.25 x 1.24	57.2 x 31.5		120		
TY2X15WP[_]J6	2" x 1.5"	2.25 x 1.70	57.2 x 43.2		120		
TY2X2WP[_]J6	2" x 2"	2.25 x 2.19	57.2 x 55.6	TY2CP[_]J6	120	120	6
TY2X3WP[_]J6	2" x 3"	2.25 x 3.14	57.2 x 79.8		60		
TY2X4WP[_]J6	2" x 4"	2.25 x 4.46	57.2 x 113.3		60		
TY2X5WP[_]J6	2" x 5"	2.25 x 5.15	57.2 x 130.8		60		
TY25X2WP[_]J6	2.5" x 2"	2.75 x 2.19	69.9 x 55.6		120		
TY25X3WP[_]J6	2.5" x 3"	2.75 x 3.14	69.9 x 79.8	TY25CP[_]J6	60	120	6
TY25X4WP[_]J6	2.5" x 4"	2.75 x 4.46	69.9 x 113.3		60		
TY3X1WP[_]J6	3" x 1"	3.25 x 1.24	82.6 x 31.5		120		
TY3X2WP[_]J6	3" x 2"	3.25 x 2.19	82.6 x 55.6		60		
TY3X3WP[_]J6	3" x 3"	3.25 x 3.14	82.6 x 79.8	TY3CP[_]J6	60	120	6
TY3X4WP[_]J6	3" x 4"	3.25 x 4.46	82.6 x 113.3		60		
TY3X5WP[_]J6	3" x 5"	3.25 x 5.15	82.6 x 130.8		60		
TY4X3WP[_]J6	4" x 3"	4.25 x 3.14	108.0 x 79.8	TY4CP[_]J6	60	120	6
TY4X4WP[_]J6	4" x 4"	4.25 x 4.46	108.0 x 113.3		30		
TY4X5WP[_]J6	4" x 5"	4.25 x 5.15	108.0 x 130.8		30		
TY6X4WP[_]J6	6" x 4"	6.25 x 4.46	158.8 x 113.3	TY6CP[_]J6	30	60	6

[\_] = space for color identifier:

G = Gray   
 W = White 

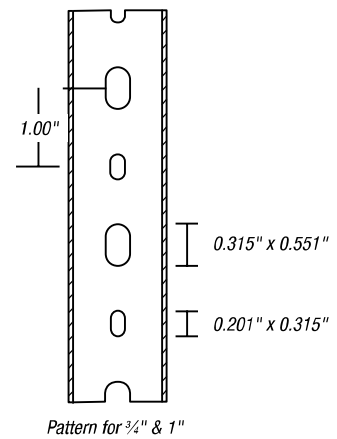
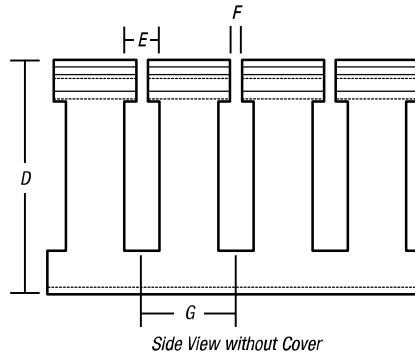
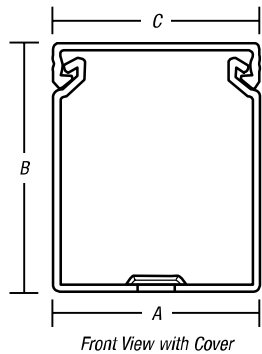
\* Catalog Number must be completed by adding suffix G for Gray, W for White.  
**Example:** TY75X1WPG6 is a .75" x 1" wide slot gray duct.

To order duct without mounting holes, add suffix NM to catalog number.  
**Example:** TY75X1WPG6NM is a .75" x 1" wide slot gray duct with no mounting holes.

PVC duct is UL® Recognized , CSA Certified and CE Compliant.

## Wiring Duct Technical Information

### Ty-Duct® Wide Slot Wiring Duct Dimensions



TRADE SIZE		DIMENSIONS (INCHES)						
W	H	A	B	C	D	E	F	G
.75	X 1.00	.94	1.24	.94	1.03	.30	.10	.80
.75	X 1.50	.94	1.70	.94	1.50	.30	.10	.80
.75	X 2.00	.94	2.19	.94	2.01	.30	.10	.80
1.00	X 1.00	1.25	1.24	1.25	1.03	.30	.10	.80
1.00	X 1.50	1.25	1.70	1.25	1.50	.30	.10	.80
1.00	X 2.00	1.25	2.19	1.25	2.01	.30	.10	.80
1.00	X 3.00	1.25	3.14	1.25	2.99	.30	.10	1.00
1.00	X 4.00	1.25	4.46	1.25	4.32	.30	.10	1.00
1.50	X 1.00	1.75	1.24	1.75	1.03	.30	.10	.80
1.50	X 1.50	1.75	1.70	1.75	1.50	.30	.10	.80
1.50	X 2.00	1.75	2.19	1.75	2.01	.30	.10	.80
1.50	X 3.00	1.75	3.14	1.75	2.99	.30	.10	1.00
1.50	X 4.00	1.75	4.46	1.75	4.32	.30	.10	1.00
2.00	X 1.00	2.25	1.24	2.25	1.05	.30	.10	.80
2.00	X 1.50	2.25	1.70	2.25	1.52	.30	.10	.80
2.00	X 2.00	2.25	2.19	2.25	2.03	.30	.10	.80
2.00	X 3.00	2.25	3.14	2.25	3.00	.30	.10	1.00
2.00	X 4.00	2.25	4.46	2.25	4.33	.30	.10	1.00
2.00	X 5.00	2.25	5.15	2.25	5.02	.38	.10	1.33
2.50	X 2.00	2.75	2.19	2.75	2.03	.30	.10	.80
2.50	X 3.00	2.75	3.14	2.75	3.00	.30	.10	1.00
2.50	X 4.00	2.75	4.46	2.75	4.33	.30	.10	1.00
3.00	X 1.00	3.25	1.24	3.25	1.06	.30	.10	.80
3.00	X 2.00	3.25	2.19	3.25	2.08	.30	.10	.80
3.00	X 3.00	3.25	3.14	3.25	3.06	.30	.10	1.00
3.00	X 4.00	3.25	4.46	3.25	4.39	.30	.10	1.00
3.00	X 5.00	3.25	5.15	3.25	5.06	.38	.10	1.33
4.00	X 1.50	4.25	1.70	4.25	1.58	.30	.10	.80
4.00	X 2.00	4.25	2.19	4.25	2.08	.30	.10	.80
4.00	X 3.00	4.25	3.14	4.25	3.06	.30	.10	1.00
4.00	X 4.00	4.25	4.46	4.25	4.39	.30	.10	1.00
4.00	X 5.00	4.25	5.15	4.25	5.06	.38	.10	1.33
6.00	X 4.00	6.25	4.46	6.25	4.39	.30	.10	1.00

Dimensions shown are for reference only. Contact T&B for specific dimensional needs.

