



## INTRODUCTION • NEMA 4X METALLIC



VR/VP



ALLEN/SLOT TERMINALS



VSQ



VBQ

600 VAC/250VDC; 50-400 hertz  
 NEMA 3, 4, 4X  
 Class I, Div. 1 & 2, Groups B, C, D;  
 NEMA 7 B, C, D<sup>②</sup>  
 Class I, Zones 1 & 2, IIB+H2, IIA<sup>②</sup>  
 Class II, Div. 1 & 2, Groups F & G;  
 NEMA 9 F, G<sup>②</sup>  
 Class III<sup>②</sup>



### FEATURES-SPECIFICATIONS

## NEMA 4X VersaMATE®

### THE FIRST NEMA 4X RATED LINE OF METALLIC PLUGS & RECEPTACLES.

VersaMate® metallic pin & sleeve plugs & receptacles are designed for heavy duty industrial use. These devices supply power to both fixed and portable electrical equipment including pumps, generators, welders, vacuums, blowers and similar apparatus.

Suitable for indoor or outdoor use. Applications include the wet, cold, hosedown, hazardous or corrosive areas in such industrial applications as:

- Pulp & Paper Mills
- Electrical Power Plants
- Petrochemical Plants
- Wastewater Treatment
- Marine, Docks, Ports
- Construction Sites
- Breweries
- Refineries
- Chemical Plants
- Grain Facilities
- Textile Manufacturing
- Food Processing Facilities

<sup>①</sup> VersaMate® components are UL classified and intermateable with other UL 1686-C1 configured devices (when installed in accordance with instructions furnished with device). Assemblies containing components from other manufacturers would have the NEMA type rating of the lowest rated device. 150A models UL intermateable w/Appleton® Powertite® only.

<sup>②</sup> See product pages for specific ratings.

Arktite® is a registered trademark of Crouse-Hinds®. Powertite® is a registered trademark of Appleton®.

#### Standard Materials:

Copper-free aluminum construction with electrostatically applied epoxy/polyester finish. Contacts are brass with a patented beryllium copper spring tensiometer. External screws are 316 stainless steel.

#### Features:

The VersaMate product line includes 30, 60, 150<sup>①</sup>, 100 and 200 Amp plugs, receptacles and connectors with a full range of back boxes. Popular options include reverse service and polarization. The VersaMate line is **FULLY INTERCHANGEABLE**<sup>①</sup> with UL1686 configured and listed devices such as Crouse-Hinds® Arktite® or Appleton® Powertite®. Standard location receptacle bolt hole patterns match competitive back boxes so users can upgrade to VersaMate without changing back boxes in instances where changing the conduit system is difficult.

#### Plugs:

Octagonal style (patented) for a firm and sure grip when connecting or disconnecting is featured on both plug and cable connector bodies. Insulators have high mechanical and dielectric strength and are “Low Arc Tracking.” “Increased Safety” type box terminals with gripper ribs securely clamp around conductors. Funneled conductor entry chambers lead all properly stripped conductors into terminals **simultaneously**. NEMA 4X rating when inserted into VersaMate receptacle and locking ring is tightened. Includes suitability for Type P marine cable.



#### Receptacles:

Exclusive Patented “Breach-Lock” cap serves as either flip lid or screw cover. Receptacle is NEMA 3R with lid snapped shut or NEMA 4X with lid turned shut or when VersaMate plug is inserted and locking ring tightened. Patented notch in cap arm holds cap open for easy plug insertion or maintenance. Patented pin design uses slotted spring clip which avoids excessive wear while providing continuous electrical pin to sleeve contact. VersaMate® receptacles use the same “Increased Safety” terminals and funnel design as VersaMate® plugs.



#### Cable Clamping Assembly:

Plugs and cable connectors are supplied with an exclusive neoprene “Onion Skin” peel-away type grommet. The VersaMate® cable clamp system captures cable with **four grip points** using **only two** tightening screws. Clamp guide assembly provides a firm fit over a wide range of cable diameters. Non-removable set screws prevent clamp guide assembly from backing out. Clamps have smooth contoured shoulder design to prevent snags or damage when moving equipment.



#### Back Boxes:

VersaMate back boxes come in a variety of mounting styles. Exclusive “blind” receptacle mounting holes prevent moisture from entering box via thread cavities. Boxes come with a green grounding screw.



# RECEPTACLES

VERSAMATE® SERIES








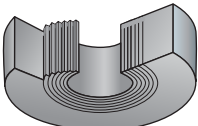

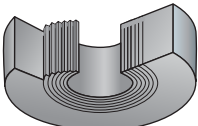



## FEATURES / COMPARISONS



- First NEMA 4X – Still the BEST!
- Exclusive interior gasketing
- Exclusive Terminal Designs
  - » No conductor machining
  - » Allen or Phillips types

- Exclusive Onion-Skin Gasket
  - » Perfect Cable Fit
- Exclusive 4-Point Cable Grip
  - » Uses only 2 Recessed Screws
- Exclusive Breech-Lock Cap
  - » Flip or Screw-On
  - » Notch to hold open

KILLARK BRAND	RECEPTACLE/CONNECTOR PIN CONFIGURATION					
	STYLE 1			STYLE 2		
TERMINALS	AMPS	POLES AND WIRES	RECEPTACLE/CONNECTOR CONFIGURATION*	AMPS	POLES AND WIRES	RECEPTACLE/CONNECTOR CONFIGURATION*
 <p>New Allen/slot terminal screws do not contact or machine conductor. Allows higher torque values typical in the oil industry.</p>	30	2W2P		60	2W3P	
		3W3P			3W4P	
4W4P			100		2W3P	
60		2W2P			3W4P	
		3W3P			150A	2W3P
		4W4P		200		3W4P
100	2W2P		200		2W3P	
	3W3P				150A	3W4P
	4W4P					
150A	4W4P		200	3W4P		
	200	3W3P				
		4W4P				
 <p>VersaMate original Phillips/slot "Increased Safety" type terminals reduce connection fatigue. Screws do not contact or machine conductor and are under spring tension to reduce loosening and pullout due to vibration.</p>	<p><b>CAP</b></p>  <p>"Breech-Lock" design serves as both flip lid or screw cover style. Special notch in lid arm holds cover open to ease plug insertion or maintenance. *Slip pencil or screwdriver into notch.</p>					
	<p><b>GASKET</b></p>  <p>Exclusive "Onion Skin" style gasket assures a tight seal around cable. Skin layers are removed from a single gasket to adjust for various cable diameters.</p>					

### REVERSE SERVICE: S39

Add suffix **S39** for factory Reverse Service of receptacles, plugs or connectors. Receptacles or connectors are assembled with plug interiors while plugs are assembled with receptacle interiors. For applications where the plug is energized (i.e. from a generator) to feed a non-energized receptacle. Prevents easy contact with energized exposed pins. This conversion can be performed in the field with a complementary plug and receptacle (30A to 150A devices shown on pages PR5-PR8). 200A Amp devices shown on page PR9 are a factory-only option. Reverse service is not for hazardous locations.



Typical Application

### POLARIZED OPTION: S37

Add suffix **S37** for special polarity.

Can prevent connection between mismatched voltages or frequencies in areas where devices of the same amperage, poles and grounding style are used. Receptacle or connector interiors are rotated 22-1/2° to the right; plug is rotated opposite to match. This is a factory only option.



Standard



S37 Option



## EXCLUSIVE FEATURES & GROUNDING METHODS



**P Patented** Exclusive “Breech-Lock” cap serves as either flip lid or screw cover

- NEMA 3R Rating: When receptacle cap is snapped shut
- NEMA 4X Rating: When receptacle cap is turned shut or with VersaMate® plug inserted and ring tightened

**P Patented** Special notch is designed to hold cap open for easy field service or plug insertion with **two** free hands

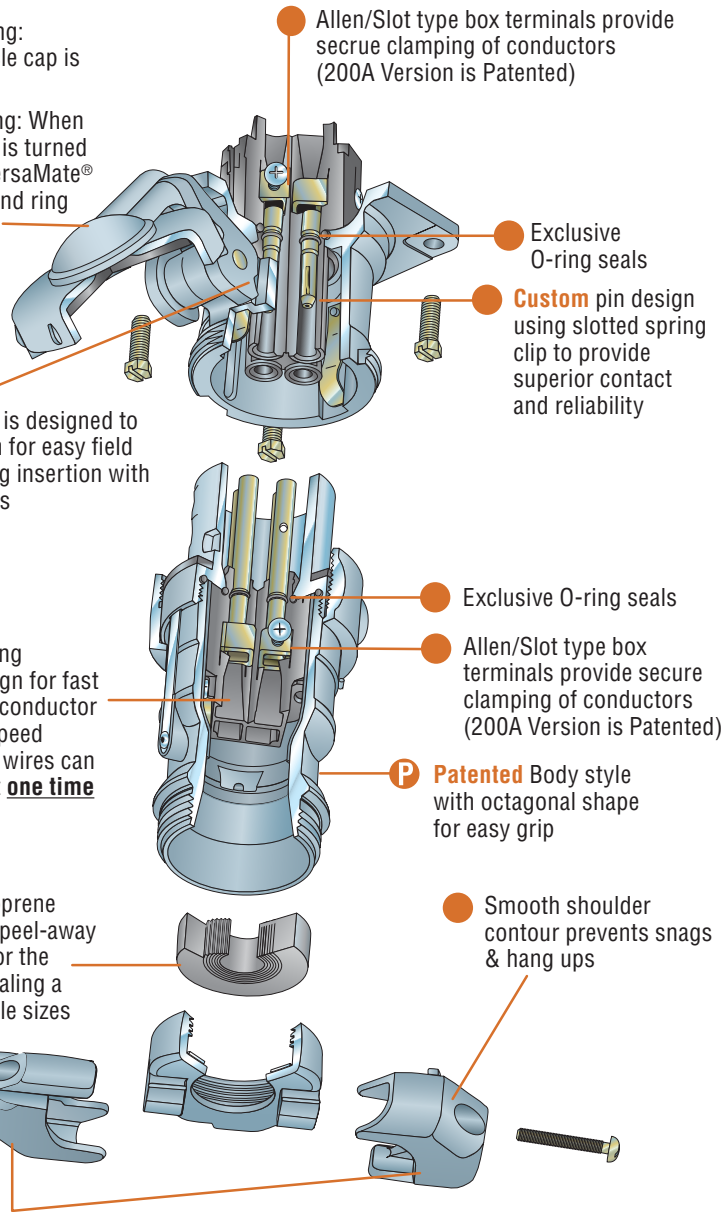
• Funneled wiring chamber design for fast and accurate conductor insertion to speed assembly. All wires can be inserted at **one time**

• Exclusive neoprene “Onion Skin” peel-away type gasket for the ultimate in sealing a variety of cable sizes

• The VersaMate® Cable clamp system captures cable with four grip points using only two tightening screws. Provides secure grip without damaging the cable insulation

• **Unique VersaMate® Feature**  
The VersaMate Line is designed for the industrial customer based on engineering and user surveys

**P Denotes Patented Feature**

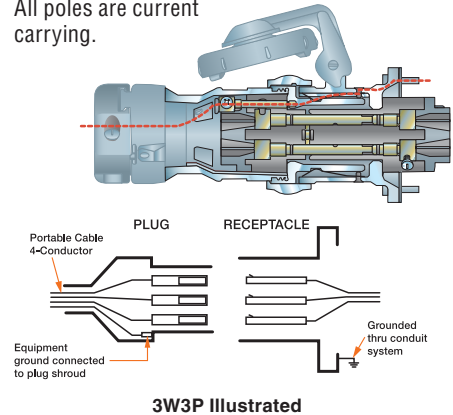


### Grounding:

To minimize the danger of electrical shock when utilizing portable equipment, the National Electrical Code requires exposed metal parts be grounded if operated at more than 150 volts to ground. The VersaMate® plug & receptacle system is available in two grounding styles. Please note Style I and II devices cannot be intermated.

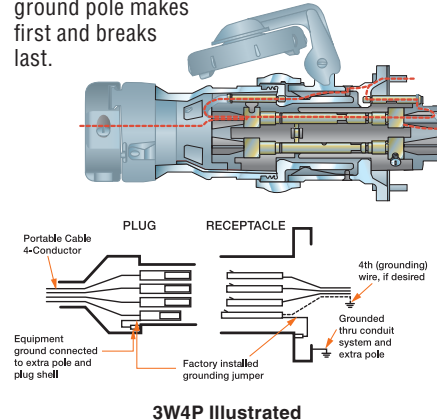
#### Style I

In a Style I plug, the cable's ground conductor is bonded to the plug housing by means of solderless connector. The receptacle is grounded by being part of a grounded conduit system. Upon insertion, detent springs in the receptacle housing contact and ground the plug housing before current carrying poles. All poles are current carrying.



#### Style II

In a Style II plug, the cable's ground conductor is bonded to the extra grounding pole and to the plug housing via a bonding jumper. The receptacle has a matching grounding pole connected to the system ground conductor which is further tied to the grounded conduit system via a bonding jumper. Upon insertion, detent springs in the receptacle housing contact and ground the plug housing; then the extra long ground pole connects before the current carrying poles engage. The Style II ground pole makes first and breaks last.




# RECEPTACLES

VERSAMATE® SERIES

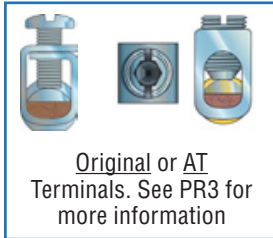


## 30A SELECTION INFORMATION



Plug

Connector



Original or AT Terminals. See PR3 for more information

• 30 Amp 600VAC/250VDC; 50-400 Hertz  
NEMA 3, 4, 4X①


**Wire Range**

Regular Stranding: #10 - #6 original style or "AT" type (Includes Type P marine)  
Extra flex: #10 - #8 original style or "AT" type

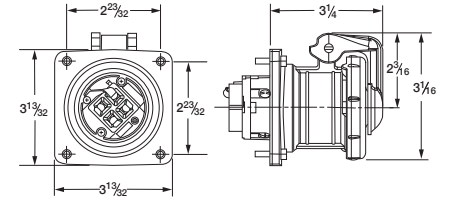
UL File No. E10757    CS Certified File No. LR111846

**FEATURES-SPECIFICATIONS**

30 AMP PLUGS & CONNECTORS						
GROUND STYLE	CIRCUIT	GROMMET RANGE	CATALOG NUMBER			
			PLUG		CONNECTOR	
			ORIG.	AT	ORIG.	AT
Style I	2W2P	.55 - 1.20 IN	VP3275	VP3022	VPR3255	VPR3022
	3W3P	.55 - 1.20 IN	VP3375	VP3033	VPR3355	VPR3033
	4W4P	.55 - 1.20 IN	VP3475	VP3044	VPR3455	VPR3044
Style II	2W3P	.55 - 1.20 IN	VP3385	VP3023	VPR3365	VPR3023
	3W4P	.55 - 1.20 IN	VP3485	VP3034	VPR3465	VPR3034



Receptacle

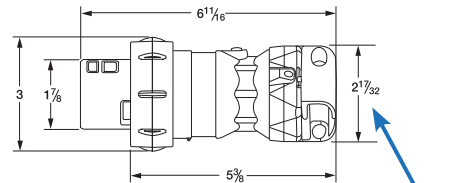


MODIFICATIONS*	
CATALOG NUMBER	DESCRIPTION
S39	Reverse service for receptacles, plugs & connectors
S37	Polarization for receptacles, plugs & connectors

\* See page PR3 for more information on these options.

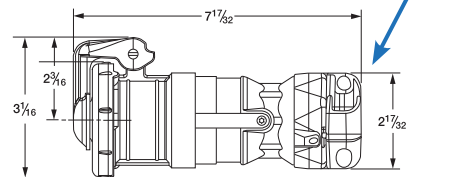
30 AMP RECEPTACLES & BACK BOXES									
GROUND STYLE	CIRCUIT	CATALOG NUMBER							
		E⓪ TYPE DEAD END		C⓪ TYPE FEED THRU		D⓪ TYPE ANGLED FEED THRU		RECEPTACLE ONLY	
		ORIG.	AT	ORIG.	AT	ORIG.	AT	ORIG.	AT
Style I	2W2P	VR321E2	VR3022E2	VR321C2	VR3022C2	VR321D2	VR3022D2	VR321	VR3022
	3W3P	VR331E2	VR3033E2	VR331C2	VR3033C2	VR331D2	VR3033D2	VR331	VR3033
	4W4P	VR341E2	VR3044E2	VR341C2	VR3044C2	VR341D2	VR3044D2	VR341	VR3044
Style II	2W3P	VR332E2	VR3023E2	VR332C2	VR3023C2	VR332D2	VR3023D2	VR332	VR3023
	3W4P	VR342E2	VR3034E2	VR342C2	VR3034C2	VR342D2	VR3034D2	VR342	VR3034
Splice box only⓪		VRE23	VRE23	VRC23	VRC23	VRD23	VRD23	-	-

Plug



VersaMate® clamps provide a firm fit for one plug (or connector) over a wide range of cable diameters (competitors often need two - requiring additional sizing decisions).

Connector

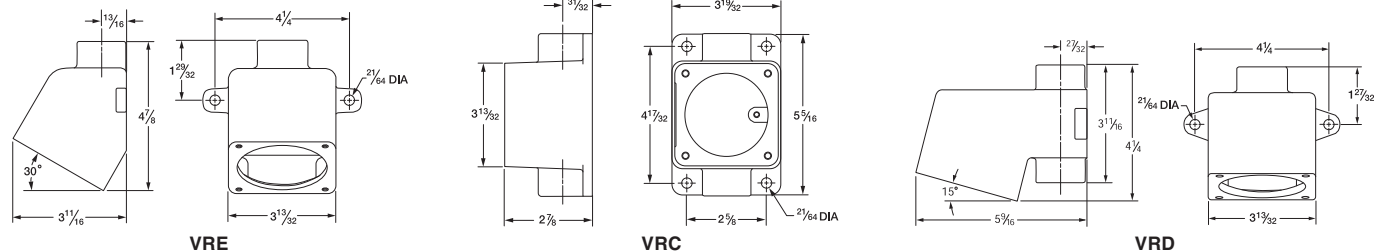


① Components are interchangeable & UL classified with other UL1686 configured devices (when installed in accordance with instructions furnished with device). Assemblies containing components from other manufacturers would have the NEMA type rating of the lowest rated device.

- Note, 2, 3 & 4 pole device dimensions are the same.

② 30 Amp Back Boxes are available in 1/2", 3/4" and 1" conduit sizes. Size listed for 3/4". For other available sizes, change the BOLD "2" in either the assembly or box only number to: **1**=1/2", **2**=3/4", **3**=1". Assembly catalog numbers are listed for ease of ordering or specification and devices are shipped as components.

**Back Box Dimensions**





## INTRODUCTION • NEMA 4X METALLIC



VR/VP



ALLEN/SLOT TERMINALS



VSQ



VBQ

600 VAC/250VDC; 50-400 hertz  
 NEMA 3, 4, 4X  
 Class I, Div. 1 & 2, Groups B, C, D;  
 NEMA 7 B, C, D<sup>②</sup>  
 Class I, Zones 1 & 2, IIB+H2, IIA<sup>②</sup>  
 Class II, Div. 1 & 2, Groups F & G;  
 NEMA 9 F, G<sup>②</sup>  
 Class III<sup>②</sup>



### FEATURES-SPECIFICATIONS

## NEMA 4X VersaMATE®

### THE FIRST NEMA 4X RATED LINE OF METALLIC PLUGS & RECEPTACLES.

VersaMate® metallic pin & sleeve plugs & receptacles are designed for heavy duty industrial use. These devices supply power to both fixed and portable electrical equipment including pumps, generators, welders, vacuums, blowers and similar apparatus.

Suitable for indoor or outdoor use. Applications include the wet, cold, hosedown, hazardous or corrosive areas in such industrial applications as:

- Pulp & Paper Mills
- Electrical Power Plants
- Petrochemical Plants
- Wastewater Treatment
- Marine, Docks, Ports
- Construction Sites
- Breweries
- Refineries
- Chemical Plants
- Grain Facilities
- Textile Manufacturing
- Food Processing Facilities

<sup>①</sup> VersaMate® components are UL classified and intermateable with other UL 1686-C1 configured devices (when installed in accordance with instructions furnished with device). Assemblies containing components from other manufacturers would have the NEMA type rating of the lowest rated device. 150A models UL intermateable w/Appleton® Powertite® only.

<sup>②</sup> See product pages for specific ratings.

Arktite® is a registered trademark of Crouse-Hinds®. Powertite® is a registered trademark of Appleton®.

### Standard Materials:

Copper-free aluminum construction with electrostatically applied epoxy/polyester finish. Contacts are brass with a patented beryllium copper spring tensiometer. External screws are 316 stainless steel.

### Features:

The VersaMate product line includes 30, 60, 150<sup>①</sup>, 100 and 200 Amp plugs, receptacles and connectors with a full range of back boxes. Popular options include reverse service and polarization. The VersaMate line is **FULLY INTERCHANGEABLE**<sup>①</sup> with UL1686 configured and listed devices such as Crouse-Hinds® Arktite® or Appleton® Powertite®. Standard location receptacle bolt hole patterns match competitive back boxes so users can upgrade to VersaMate without changing back boxes in instances where changing the conduit system is difficult.

### Plugs:

Octagonal style (patented) for a firm and sure grip when connecting or disconnecting is featured on both plug and cable connector bodies. Insulators have high mechanical and dielectric strength and are “Low Arc Tracking.” “Increased Safety” type box terminals with gripper ribs securely clamp around conductors. Funneled conductor entry chambers lead all properly stripped conductors into terminals **simultaneously**. NEMA 4X rating when inserted into VersaMate receptacle and locking ring is tightened. Includes suitability for Type P marine cable.



### Receptacles:

Exclusive Patented “Breach-Lock” cap serves as either flip lid or screw cover. Receptacle is NEMA 3R with lid snapped shut or NEMA 4X with lid turned shut or when VersaMate plug is inserted and locking ring tightened. Patented notch in cap arm holds cap open for easy plug insertion or maintenance. Patented pin design uses slotted spring clip which avoids excessive wear while providing continuous electrical pin to sleeve contact. VersaMate® receptacles use the same “Increased Safety” terminals and funnel design as VersaMate® plugs.



### Cable Clamping Assembly:

Plugs and cable connectors are supplied with an exclusive neoprene “Onion Skin” peel-away type grommet. The VersaMate® cable clamp system captures cable with **four grip points** using **only two** tightening screws. Clamp guide assembly provides a firm fit over a wide range of cable diameters. Non-removable set screws prevent clamp guide assembly from backing out. Clamps have smooth contoured shoulder design to prevent snags or damage when moving equipment.



### Back Boxes:

VersaMate back boxes come in a variety of mounting styles. Exclusive “blind” receptacle mounting holes prevent moisture from entering box via thread cavities. Boxes come with a green grounding screw.



# RECEPTACLES

VERSAMATE® SERIES








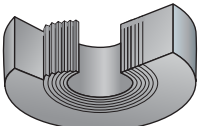


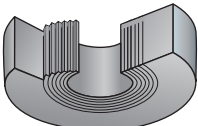







## FEATURES / COMPARISONS



- First NEMA 4X – Still the BEST!
- Exclusive interior gasketing
- Exclusive Terminal Designs
  - » No conductor machining
  - » Allen or Phillips types

- Exclusive Onion-Skin Gasket
  - » Perfect Cable Fit
- Exclusive 4-Point Cable Grip
  - » Uses only 2 Recessed Screws
- Exclusive Breech-Lock Cap
  - » Flip or Screw-On
  - » Notch to hold open

KILLARK BRAND	RECEPTACLE/CONNECTOR PIN CONFIGURATION						
	STYLE 1			STYLE 2			
TERMINALS	AMPS	POLES AND WIRES	RECEPTACLE/CONNECTOR CONFIGURATION*	AMPS	POLES AND WIRES	RECEPTACLE/CONNECTOR CONFIGURATION*	
 <p>New Allen/slot terminal screws do not contact or machine conductor. Allows higher torque values typical in the oil industry.</p>	30	2W2P		60	2W3P		
		3W3P			3W4P		
4W4P			100		2W3P		
 <p>VersaMate original Phillips/slot "Increased Safety" type terminals reduce connection fatigue. Screws do not contact or machine conductor and are under spring tension to reduce loosening and pullout due to vibration.</p>		2W2P			150A	3W4P	
		3W3P				200	2W3P
		4W4P		3W4P			
CAP	100	2W2P		150A	3W4P		
 <p>"Breech-Lock" design serves as both flip lid or screw cover style. Special notch in lid arm holds cover open to ease plug insertion or maintenance. *Slip pencil or screwdriver into notch.</p>		3W3P			200	2W3P	
		4W4P				3W4P	
GASKET	150A	4W4P		200	3W3P		
 <p>Exclusive "Onion Skin" style gasket assures a tight seal around cable. Skin layers are removed from a single gasket to adjust for various cable diameters.</p>	200	3W3P			4W4P		
		4W4P					

### REVERSE SERVICE: S39

Add suffix **S39** for factory Reverse Service of receptacles, plugs or connectors. Receptacles or connectors are assembled with plug interiors while plugs are assembled with receptacle interiors. For applications where the plug is energized (i.e. from a generator) to feed a non-energized receptacle. Prevents easy contact with energized exposed pins. This conversion can be performed in the field with a complementary plug and receptacle (30A to 150A devices shown on pages PR5-PR8). 200A Amp devices shown on page PR9 are a factory-only option. Reverse service is not for hazardous locations.



Typical Application

### POLARIZED OPTION: S37

Add suffix **S37** for special polarity.

Can prevent connection between mismatched voltages or frequencies in areas where devices of the same amperage, poles and grounding style are used. Receptacle or connector interiors are rotated 22-1/2° to the right; plug is rotated opposite to match. This is a factory only option.



Standard



S37 Option



## EXCLUSIVE FEATURES & GROUNDING METHODS



**P** **Patented** Exclusive “Breech-Lock” cap serves as either flip lid or screw cover

- NEMA 3R Rating: When receptacle cap is snapped shut
- NEMA 4X Rating: When receptacle cap is turned shut or with VersaMate® plug inserted and ring tightened

**P** **Patented** Special notch is designed to hold cap open for easy field service or plug insertion with **two** free hands

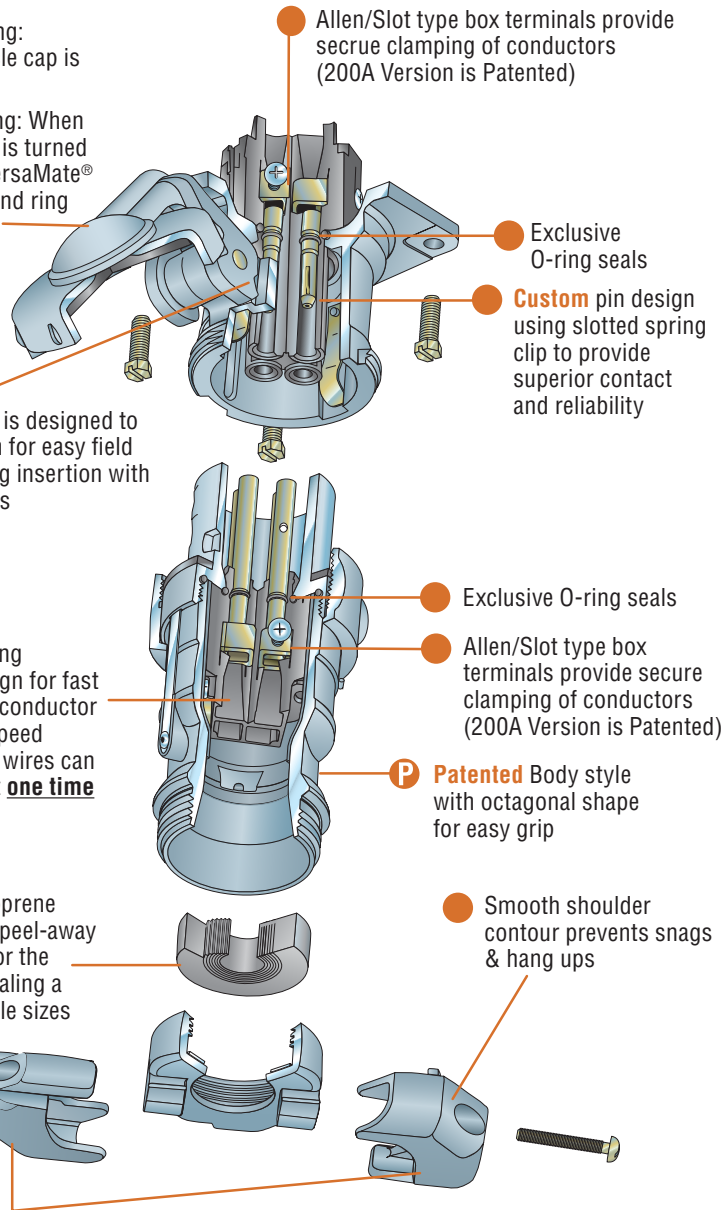
• Funneled wiring chamber design for fast and accurate conductor insertion to speed assembly. All wires can be inserted at **one time**

• Exclusive neoprene “Onion Skin” peel-away type gasket for the ultimate in sealing a variety of cable sizes

• The VersaMate® Cable clamp system captures cable with four grip points using only two tightening screws. Provides secure grip without damaging the cable insulation

• **Unique VersaMate® Feature**  
The VersaMate Line is designed for the industrial customer based on engineering and user surveys

**P** **Denotes Patented Feature**

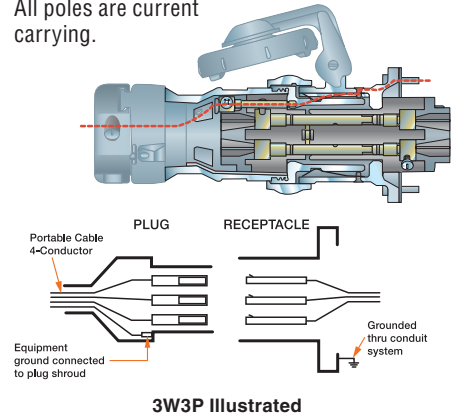


### Grounding:

To minimize the danger of electrical shock when utilizing portable equipment, the National Electrical Code requires exposed metal parts be grounded if operated at more than 150 volts to ground. The VersaMate® plug & receptacle system is available in two grounding styles. Please note Style I and II devices cannot be intermated.

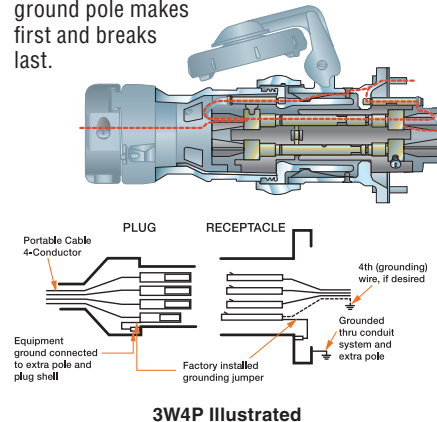
#### Style I

In a Style I plug, the cable's ground conductor is bonded to the plug housing by means of solderless connector. The receptacle is grounded by being part of a grounded conduit system. Upon insertion, detent springs in the receptacle housing contact and ground the plug housing before current carrying poles. All poles are current carrying.



#### Style II

In a Style II plug, the cable's ground conductor is bonded to the extra grounding pole and to the plug housing via a bonding jumper. The receptacle has a matching grounding pole connected to the system ground conductor which is further tied to the grounded conduit system via a bonding jumper. Upon insertion, detent springs in the receptacle housing contact and ground the plug housing; then the extra long ground pole connects before the current carrying poles engage. The Style II ground pole makes first and breaks last.




# RECEPTACLES

VERSAMATE® SERIES

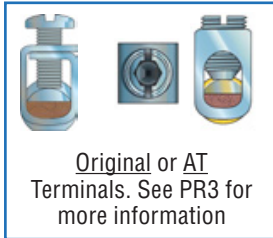


## 30A SELECTION INFORMATION



Plug

Connector



Original or AT Terminals. See PR3 for more information

• 30 Amp 600VAC/250VDC; 50-400 Hertz  
NEMA 3, 4, 4X①


**Wire Range**

Regular Stranding: #10 - #6 original style or "AT" type (Includes Type P marine)  
Extra flex: #10 - #8 original style or "AT" type

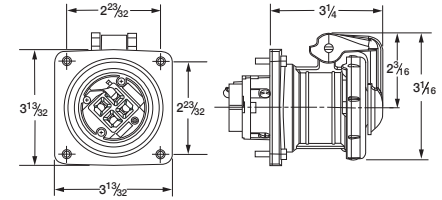
UL File No. E10757    CS Certified File No. LR111846

**FEATURES-SPECIFICATIONS**

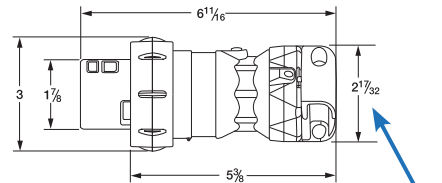
30 AMP PLUGS & CONNECTORS						
GROUND STYLE	CIRCUIT	GROMMET RANGE	CATALOG NUMBER			
			PLUG		CONNECTOR	
			ORIG.	AT	ORIG.	AT
Style I	2W2P	.55 - 1.20 IN	VP3275	VP3022	VPR3255	VPR3022
	3W3P	.55 - 1.20 IN	VP3375	VP3033	VPR3355	VPR3033
	4W4P	.55 - 1.20 IN	VP3475	VP3044	VPR3455	VPR3044
Style II	2W3P	.55 - 1.20 IN	VP3385	VP3023	VPR3365	VPR3023
	3W4P	.55 - 1.20 IN	VP3485	VP3034	VPR3465	VPR3034



Receptacle

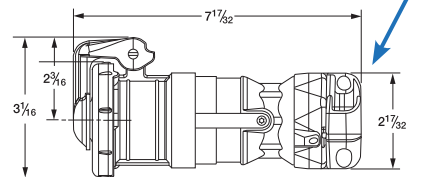


Plug



VersaMate® clamps provide a firm fit for one plug (or connector) over a wide range of cable diameters (competitors often need two - requiring additional sizing decisions).

Connector



MODIFICATIONS*	
CATALOG NUMBER	DESCRIPTION
S39	Reverse service for receptacles, plugs & connectors
S37	Polarization for receptacles, plugs & connectors

\* See page PR3 for more information on these options.

30 AMP RECEPTACLES & BACK BOXES									
GROUND STYLE	CIRCUIT	CATALOG NUMBER							
		E⓪ TYPE DEAD END		C⓪ TYPE FEED THRU		D⓪ TYPE ANGLED FEED THRU		RECEPTACLE ONLY	
		ORIG.	AT	ORIG.	AT	ORIG.	AT	ORIG.	AT
Style I	2W2P	VR321E2	VR3022E2	VR321C2	VR3022C2	VR321D2	VR3022D2	VR321	VR3022
	3W3P	VR331E2	VR3033E2	VR331C2	VR3033C2	VR331D2	VR3033D2	VR331	VR3033
	4W4P	VR341E2	VR3044E2	VR341C2	VR3044C2	VR341D2	VR3044D2	VR341	VR3044
Style II	2W3P	VR332E2	VR3023E2	VR332C2	VR3023C2	VR332D2	VR3023D2	VR332	VR3023
	3W4P	VR342E2	VR3034E2	VR342C2	VR3034C2	VR342D2	VR3034D2	VR342	VR3034
Splice box only⓪		VRE23	VRE23	VRC23	VRC23	VRD23	VRD23	-	-

① Components are interchangeable & UL classified with other UL1686 configured devices (when installed in accordance with instructions furnished with device). Assemblies containing components from other manufacturers would have the NEMA type rating of the lowest rated device.

- Note, 2, 3 & 4 pole device dimensions are the same.

② 30 Amp Back Boxes are available in 1/2", 3/4" and 1" conduit sizes. Size listed for 3/4". For other available sizes, change the BOLD "2" in either the assembly or box only number to: **1**=1/2", **2**=3/4", **3**=1". Assembly catalog numbers are listed for ease of ordering or specification and devices are shipped as components.

**Back Box Dimensions**

