

Plug

Connector

- 30 Amp 600VAC/250VDC; 50-400 Hertz NEMA 3, 4, 4X<sup>Ⓢ</sup>
- **PLUGS ONLY**<sup>Ⓢ</sup>:  
Class I, Div. 1 & 2, Groups B,C,D; NEMA 7 B,C,D  
Class I, Zones 1 & 2, IIB+H<sub>2</sub>, IIA  
Class II, Div. 1 & 2, Groups F & G; NEMA 9 F,G; Class III

### Wire Range

Regular Stranding: #10 - #6


Extra flex: #10 - #8



File No. E10757



Certified File No. LR111846



E

C

D

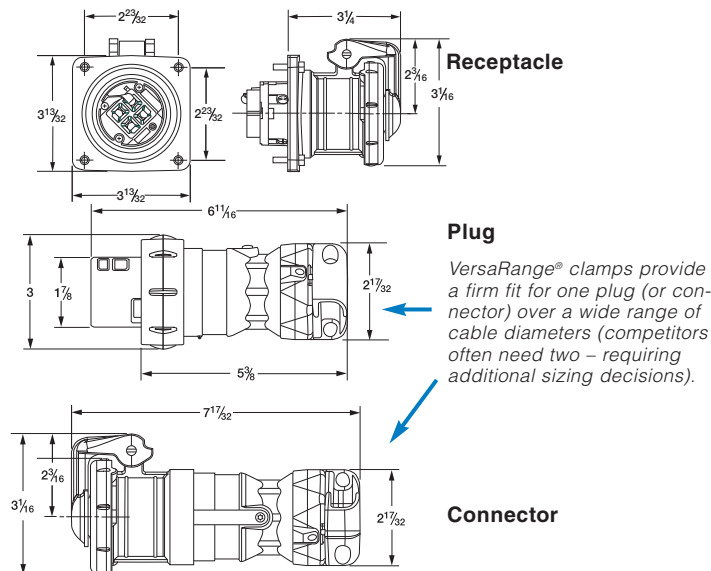
Receptacle

## FEATURES-SPECIFICATIONS

30 AMP PLUGS & CONNECTORS				
GROUND STYLE	CIRCUIT	GROMMET RANGE	CATALOG NUMBER	
			PLUG	CONNECTOR
Style I	2W2P	.55 - 1.20 IN	VP3275	VPR3255
	3W3P	.55 - 1.20 IN	VP3375	VPR3355
	4W4P	.55 - 1.20 IN	VP3475	VPR3455
Style II	2W3P	.55 - 1.20 IN	VP3385	VPR3365
	3W4P	.55 - 1.20 IN	VP3485	VPR3465

MODIFICATIONS*	
CATALOG NUMBER	DESCRIPTION
S39	Reverse service for receptacles, plugs & connectors
S37	Polarization for receptacles, plugs & connectors

\*See page PR5 for more information on these options.



① Components are interchangeable & UL classified with other UL1686 configured devices (when installed in accordance with instructions furnished with device). Assemblies containing components from other manufacturers would have the NEMA type rating of the lowest rated device.

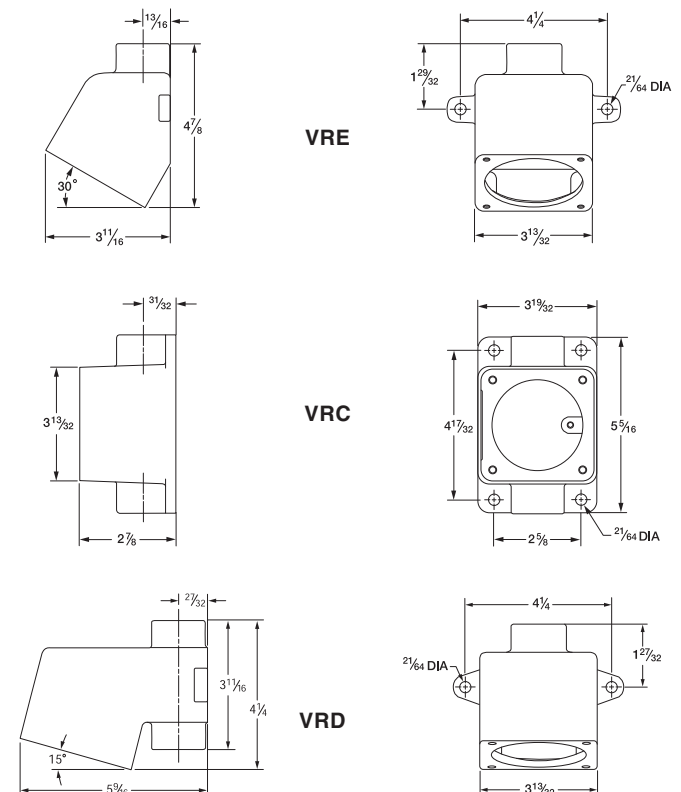
② Plugs are hazardous suitable when mated with properly rated receptacles configured to use UL1686 type plugs, such as VersaMate VSQ/VBQ.  
- Note, 2, 3 & 4 pole device dimensions are the same.




30 AMP RECEPTACLES & BACK BOXES					
GROUND STYLE	CIRCUIT	CATALOG NUMBER			
		E <sup>Ⓢ</sup> TYPE	C <sup>Ⓢ</sup> TYPE	D <sup>Ⓢ</sup> TYPE	RECEPTACLE ONLY
Style I	2W2P	VR321E2	VR321C2	VR321D2	VR321
	3W3P	VR331E2	VR331C2	VR331D2	VR331
	4W4P	VR341E2	VR341C2	VR341D2	VR341
Style II	2W3P	VR332E2	VR332C2	VR332D2	VR332
	3W4P	VR342E2	VR342C2	VR342D2	VR342
Splice box only <sup>Ⓢ</sup>		VRE23	VRC23	VRD23	-

③ 30 Amp Back Boxes are available in 1/2", 3/4" and 1" conduit sizes. Size listed for 3/4". For other available sizes, change the BOLD "2" in either the assembly or box only number to: **1**=1/2", **2**=3/4", **3**=1". Assembly catalog numbers are listed for ease of ordering or specification and devices are shipped as components.

### Back Box Dimensions





Plug

Connector

- 30 Amp 600VAC/250VDC; 50-400 Hertz NEMA 3, 4, 4X<sup>Ⓢ</sup>
- **PLUGS ONLY<sup>Ⓢ</sup>**:  
Class I, Div. 1 & 2, Groups B,C,D; NEMA 7 B,C,D  
Class I, Zones 1 & 2, IIB+H<sub>2</sub>, IIA  
Class II, Div. 1 & 2, Groups F & G; NEMA 9 F,G; Class III

### Wire Range

Regular Stranding: #10 - #6


Extra flex: #10 - #8



File No. E10757



Certified File No. LR111846



E

C

D

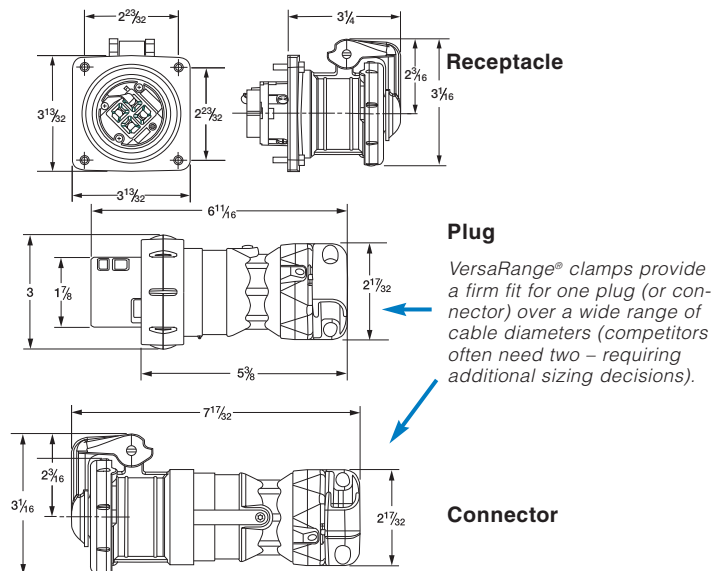
Receptacle

## FEATURES-SPECIFICATIONS

30 AMP PLUGS & CONNECTORS				
GROUND STYLE	CIRCUIT	GROMMET RANGE	CATALOG NUMBER	
			PLUG	CONNECTOR
Style I	2W2P	.55 - 1.20 IN	VP3275	VPR3255
	3W3P	.55 - 1.20 IN	VP3375	VPR3355
	4W4P	.55 - 1.20 IN	VP3475	VPR3455
Style II	2W3P	.55 - 1.20 IN	VP3385	VPR3365
	3W4P	.55 - 1.20 IN	VP3485	VPR3465

MODIFICATIONS*	
CATALOG NUMBER	DESCRIPTION
S39	Reverse service for receptacles, plugs & connectors
S37	Polarization for receptacles, plugs & connectors

\*See page PR5 for more information on these options.



① Components are interchangeable & UL classified with other UL1686 configured devices (when installed in accordance with instructions furnished with device). Assemblies containing components from other manufacturers would have the NEMA type rating of the lowest rated device.

② Plugs are hazardous suitable when mated with properly rated receptacles configured to use UL1686 type plugs, such as VersaMate VSQ/VBQ.  
- Note, 2, 3 & 4 pole device dimensions are the same.



30 AMP RECEPTACLES & BACK BOXES					
GROUND STYLE	CIRCUIT	CATALOG NUMBER			
		E <sup>Ⓢ</sup> TYPE	C <sup>Ⓢ</sup> TYPE	D <sup>Ⓢ</sup> TYPE	RECEPTACLE ONLY
Style I	2W2P	VR321E2	VR321C2	VR321D2	VR321
	3W3P	VR331E2	VR331C2	VR331D2	VR331
	4W4P	VR341E2	VR341C2	VR341D2	VR341
Style II	2W3P	VR332E2	VR332C2	VR332D2	VR332
	3W4P	VR342E2	VR342C2	VR342D2	VR342
Splice box only <sup>Ⓢ</sup>		VRE23	VRC23	VRD23	-

③ 30 Amp Back Boxes are available in 1/2", 3/4" and 1" conduit sizes. Size listed for 3/4". For other available sizes, change the BOLD "2" in either the assembly or box only number to: **1**=1/2", **2**=3/4", **3**=1". Assembly catalog numbers are listed for ease of ordering or specification and devices are shipped as components.

### Back Box Dimensions

