

Project: _____

Location: _____

Product Type: _____

Contact/Phone: _____

Model #: _____

WP1000C Series

The WP1000C Series Plastic While-In-Use Covers are easy to install and shipped with a gasket, mounting screws, base and cover assembly, and patented inserts for a variety of applications.

Features

- Complies with 2008 NEC Article 406.8(B)(1)
- 3 patented inserts for GFCI, duplex, toggle or round receptacles
- Two-gang models include 6 snap-together, rotating, inserts that create 70 combinations
- Heavy-duty polycarbonate construction
- Clear cover on most models
- Pre-adhered gasket
- Meets requirements for cold impact testing: -60°F (-51°C)

Ratings

Cover:	Clear (gray on selected models) UV stabilized polycarbonate with two cord outlets ½" (12.7 mm) wide by ⅞" (14.2 mm) high. Models WP1050C one cord outlet ¾" (19.1 mm) wide by 1 ⅙" (33.3 mm) high
Mounting Base and Inserts:	Black UV stabilized polycarbonate
Gasket:	Neoprene - ⅛" (4.8 mm) thick with slits for mounting screws
Max Cord Size:	2 to 14 gauge or 1 to 12 gauge; Only WP1050: 2 to 14 gauge or 1 to 10 gauge
Warranty:	Limited 1 year



Model Number	Type	Depth (in)	Color	Cord Diameter (in)	Exit Port Length (in)
WP1000C	Single-Gang, Vertical with FlexiGuard Inserts (WP17)	2 ¼	Clear	.5	.78
WP1000GC	Single-Gang, Vertical with FlexiGuard Inserts (WP17)	2 ¼	Gray	.5	.78
WP1000HC	Single-Gang, Horizontal with FlexiGuard Inserts (WP17)	2 ¼	Clear	.5	.78
WP1000HGC	Single-Gang, Horizontal with FlexiGuard Inserts (WP17)	2 ¼	Gray	.5	.78
WP1010C	Single-Gang, Vertical with FlexiGuard Inserts (WP17)	3 ⅛	Clear	.5	.78
WP1010HC	Single-Gang, Horizontal with FlexiGuard Inserts (WP17)	3 ⅛	Clear	.5	.78
WP1020C	Two-Gang or Single-Gang with WP101 and WP102 Inserts	2 ¼	Clear	.5	.78
WP1030C	Two-Gang or Single-Gang with WP101 and WP102 Inserts	3 ¼	Clear	.5	.78
WP1050	Two-Gang or Single-Gang with WP101 and WP102 Inserts	4 ¾	Clear	.8	1.27

Specification

The weatherproof cover shall be designed to mount on a single gang _____ (Horizontal)(Vertical), junction box to ensure weather protection for a standard receptacle. The cover shall mount on indoor or outdoor junction boxes and shall include a weatherproof cover/base assembly, a gasket, two universal inserts, and mounting hardware. The outlet cover shall meet UL requirements for wet locations. The weatherproof cover shall be designed to meet requirements of 2008 NEC Article 406.8(B)(1) and shall be UL Type 3R rated. The weatherproof cover shall be constructed entirely of UV stabilized high impact polycarbonate material. The cover, which encloses the cord set, shall be _____ (Clear to allow inspection)(Opaque Gray). The cover shall meet agency requirements for cold impact at -60°F (-51°C). The cover shall provide useable inside depth of _____ (2 ¼")(3 ⅛").


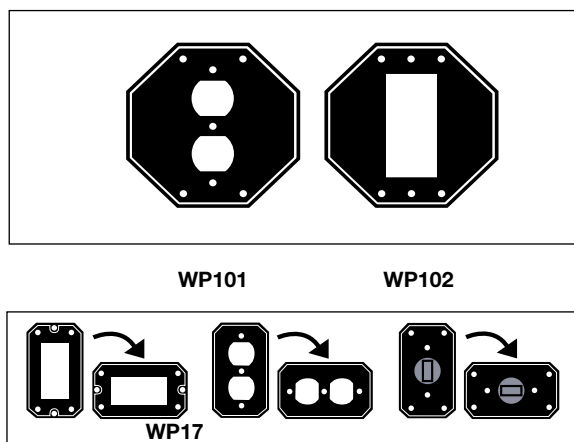
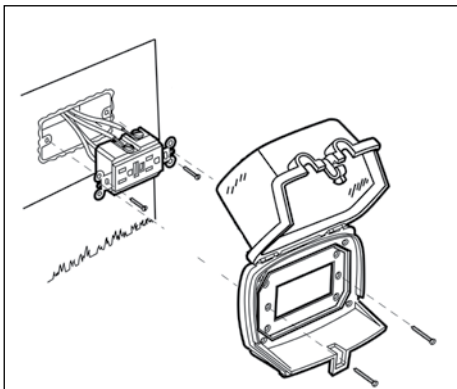
The weatherproof cover shall be Intermatic model _____ (See Model Numbers Listed).

Specification

The weatherproof cover shall be designed to mount on a single gang horizontal or vertical junction box or a two gang junction box to ensure weather protection for a standard receptacle. The cover shall mount on indoor or outdoor junction boxes and shall include a weatherproof cover/base assembly, a gasket, two universal inserts, and mounting hardware. The inserts must provide flexibility for mounting at any angle including 90°, 180°, or 270°. The outlet cover shall meet UL requirements for wet locations. The weatherproof cover shall be designed to meet requirements of 2008 NEC Article 406.8(B)(1) and shall be UL Type 3R rated. The weatherproof cover shall be constructed of UV stabilized high impact polycarbonate material. The cover, which encloses the cord set, shall be _____ (Clear to allow inspection) (Opaque Gray). The cover shall meet agency requirements for cold impact at -60°F (-51°C). The cover shall provide useable inside depth of _____ (2 ¼")(3 ¼")(4 ¾").

The weatherproof cover shall be Intermatic model _____ (See Model Numbers Listed).

Diagrams



Project: _____

Location: _____

Product Type: _____

Contact/Phone: _____

Model #: _____

WP1000C Series

The WP1000C Series Plastic While-In-Use Covers are easy to install and shipped with a gasket, mounting screws, base and cover assembly, and patented inserts for a variety of applications.

Features

- Complies with 2008 NEC Article 406.8(B)(1)
- 3 patented inserts for GFCI, duplex, toggle or round receptacles
- Two-gang models include 6 snap-together, rotating, inserts that create 70 combinations
- Heavy-duty polycarbonate construction
- Clear cover on most models
- Pre-adhered gasket
- Meets requirements for cold impact testing: -60°F (-51°C)

Ratings

Cover:	Clear (gray on selected models) UV stabilized polycarbonate with two cord outlets ½" (12.7 mm) wide by ⅞" (14.2 mm) high. Models WP1050C one cord outlet ¾" (19.1 mm) wide by 1 ⅙" (33.3 mm) high
Mounting Base and Inserts:	Black UV stabilized polycarbonate
Gasket:	Neoprene - ⅛" (4.8 mm) thick with slits for mounting screws
Max Cord Size:	2 to 14 gauge or 1 to 12 gauge; Only WP1050: 2 to 14 gauge or 1 to 10 gauge
Warranty:	Limited 1 year



Model Number	Type	Depth (in)	Color	Cord Diameter (in)	Exit Port Length (in)
WP1000C	Single-Gang, Vertical with FlexiGuard Inserts (WP17)	2 ¼	Clear	.5	.78
WP1000GC	Single-Gang, Vertical with FlexiGuard Inserts (WP17)	2 ¼	Gray	.5	.78
WP1000HC	Single-Gang, Horizontal with FlexiGuard Inserts (WP17)	2 ¼	Clear	.5	.78
WP1000HGC	Single-Gang, Horizontal with FlexiGuard Inserts (WP17)	2 ¼	Gray	.5	.78
WP1010C	Single-Gang, Vertical with FlexiGuard Inserts (WP17)	3 ⅛	Clear	.5	.78
WP1010HC	Single-Gang, Horizontal with FlexiGuard Inserts (WP17)	3 ⅛	Clear	.5	.78
WP1020C	Two-Gang or Single-Gang with WP101 and WP102 Inserts	2 ¼	Clear	.5	.78
WP1030C	Two-Gang or Single-Gang with WP101 and WP102 Inserts	3 ¼	Clear	.5	.78
WP1050	Two-Gang or Single-Gang with WP101 and WP102 Inserts	4 ¾	Clear	.8	1.27

Specification

The weatherproof cover shall be designed to mount on a single gang _____ (Horizontal)(Vertical), junction box to ensure weather protection for a standard receptacle. The cover shall mount on indoor or outdoor junction boxes and shall include a weatherproof cover/base assembly, a gasket, two universal inserts, and mounting hardware. The outlet cover shall meet UL requirements for wet locations. The weatherproof cover shall be designed to meet requirements of 2008 NEC Article 406.8(B)(1) and shall be UL Type 3R rated. The weatherproof cover shall be constructed entirely of UV stabilized high impact polycarbonate material. The cover, which encloses the cord set, shall be _____ (Clear to allow inspection)(Opaque Gray). The cover shall meet agency requirements for cold impact at -60°F (-51°C). The cover shall provide useable inside depth of _____ (2 ¼")(3 ⅛").

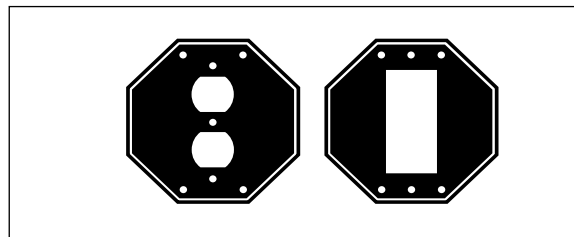
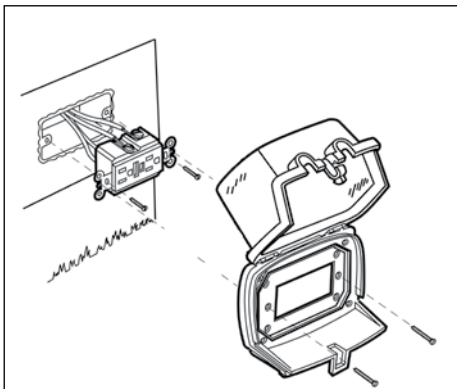
The weatherproof cover shall be Intermatic model _____ (See Model Numbers Listed).

Specification

The weatherproof cover shall be designed to mount on a single gang horizontal or vertical junction box or a two gang junction box to ensure weather protection for a standard receptacle. The cover shall mount on indoor or outdoor junction boxes and shall include a weatherproof cover/base assembly, a gasket, two universal inserts, and mounting hardware. The inserts must provide flexibility for mounting at any angle including 90°, 180°, or 270°. The outlet cover shall meet UL requirements for wet locations. The weatherproof cover shall be designed to meet requirements of 2008 NEC Article 406.8(B)(1) and shall be UL Type 3R rated. The weatherproof cover shall be constructed of UV stabilized high impact polycarbonate material. The cover, which encloses the cord set, shall be _____ (Clear to allow inspection) (Opaque Gray). The cover shall meet agency requirements for cold impact at -60°F (-51°C). The cover shall provide useable inside depth of _____ (2 ¼")(3 ¼")(4 ¾").

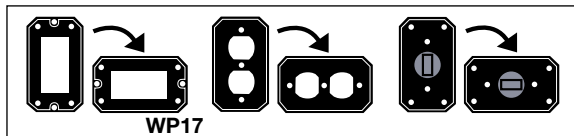
The weatherproof cover shall be Intermatic model _____ (See Model Numbers Listed).

Diagrams



WP101

WP102



WP17

