

# XCE SERIES & XJF

| XCE/XJF Catalog # | ENCLOSURE              |        |       |              |                    |        |          |                       |        |                |             | PANS AND HINGES |         |         |                 |        |                  |             |
|-------------------|------------------------|--------|-------|--------------|--------------------|--------|----------|-----------------------|--------|----------------|-------------|-----------------|---------|---------|-----------------|--------|------------------|-------------|
|                   | Inside Nom. Dimensions |        |       | Usable Depth | Overall Dimensions |        |          | Mounting Lug CL to CL |        | Mtg. Bolt Size | Ship Weight | Pan Catalog #   |         |         | Nom. Dimensions |        | Steel Pan Weight | Hinge Cat # |
|                   | W                      | L      | D     |              | A                  | B      | C        | E                     | F      |                |             | Steel           | Alum.   | Phen    | W               | H      |                  |             |
| 041604            | 4                      | 16     | 4     | 4 3/4        | 7 1/4              | 19 1/4 | 6        | 12 1/2                | 6 3/4  | 3/8            | 25          | XSM0416         | XSA0416 | XSB0416 | 3 1/4           | 15 1/4 | 1 1/2            | XHB-2       |
| 060804            | 6                      | 8      | 4     | 4 3/8        | 9 1/4              | 11 1/4 | 5 1/8    | 4 1/2                 | 9 3/8  | 3/8            | 21          | XSM0608         | XSA0608 | XSB0608 | 5 1/8           | 7 3/8  | 1                | XHB-2       |
| 060805            | 6                      | 8      | 5     | 5 3/8        | 9 1/4              | 11 1/4 | 6 1/8    | 4 1/2                 | 9 3/8  | 3/8            | 23          | XSM0608         | XSA0608 | XSB0608 | 5 3/8           | 7 3/8  | 1                | XHB-2       |
| 060806            | 6                      | 8      | 6     | 6 3/8        | 9 1/4              | 11 1/4 | 7 1/8    | 4 1/2                 | 9 3/8  | 3/8            | 25          | XSM0608         | XSA0608 | XSB0608 | 5 3/8           | 7 3/8  | 1                | XHB-2       |
| 061105            | 6                      | 11     | 5     | 5 7/8        | 9 1/4              | 14 1/4 | 7 3/8    | 7 1/2                 | 9 3/8  | 3/8            | 24          | XSM0611         | XSA0611 | XSB0611 | 5 3/8           | 10 3/8 | 1 1/2            | XHB-2       |
| 061204            | 6                      | 12     | 4     | 4 3/4        | 9 1/4              | 15 1/4 | 6 1/8    | 8 1/2                 | 9 3/8  | 3/8            | 24          | XSM0612         | XSA0612 | XSB0612 | 5 3/8           | 11 3/8 | 1 3/4            | XHB-2       |
| 061206            | 6                      | 12     | 6     | 6 3/4        | 9 1/4              | 15 1/4 | 8 1/8    | 8 1/2                 | 9 3/8  | 3/8            | 29          | XSM0612         | XSA0612 | XSB0612 | 5 3/8           | 11 3/8 | 1 3/4            | XHB-2       |
| 061305            | 6                      | 13     | 5     | 5 7/8        | 9 1/4              | 16 1/4 | 7 3/8    | 9 1/2                 | 9 3/8  | 3/8            | 26          | XSM0613         | XSA0613 | XSB0613 | 5 3/8           | 12 3/8 | 2                | XHB-2       |
| 071004            | 7                      | 10     | 4     | 4 3/4        | 10 3/8             | 13 3/8 | 6 3/8    | 6 1/2                 | 9 3/4  | 3/8            | 27          | XSM0710         | XSA0710 | XSB0710 | 6 3/8           | 9 3/4  | 1 1/4            | XHB-2       |
| 071006            | 7                      | 10     | 6 1/8 | 6 3/4        | 10 3/8             | 13 3/8 | 8 3/8    | 6 1/2                 | 9 3/4  | 3/8            | 31          | XSM0710         | XSA0710 | XSB0710 | 6 3/8           | 9 3/4  | 1 1/4            | XHB-2       |
| 071805            | 7                      | 18 1/4 | 5     | 5 3/4        | 10 3/8             | 21 3/8 | 7 3/8    | 14 1/2                | 9 3/4  | 3/8            | 55          | XSM0718         | XSA0718 | XSB0718 | 6 3/8           | 17 3/8 | 2 1/2            | XHB-2       |
| 080804            | 8                      | 8      | 4     | 4 13/16      | 11 3/8             | 11 3/8 | 6 3/8    | 4 1/4                 | 11     | 3/8            | 24          | XSM0808         | XSA0808 | XSB0808 | 7               | 7      | 1 1/4            | XHB-2       |
| 080806            | 8                      | 8      | 6     | 6 13/16      | 11 3/8             | 11 3/8 | 8 3/8    | 4 1/4                 | 11     | 3/8            | 28          | XSM0808         | XSA0808 | XSB0808 | 7               | 7      | 1 1/4            | XHB-2       |
| 080808            | 8                      | 8      | 8     | 8 13/16      | 11 3/8             | 11 3/8 | 10 3/8   | 4 1/4                 | 11     | 3/8            | 35          | XSM0808         | XSA0808 | XSB0808 | 7               | 7      | 1 1/4            | XHB-2       |
| 081004            | 8                      | 10     | 4     | 4 3/4        | 11 3/8             | 13 3/8 | 6 1/4    | 6 1/2                 | 10 3/4 | 3/8            | 30          | XSM0810         | XSA0810 | XSB0810 | 7               | 9 3/8  | 1 1/2            | XHB-2       |
| 081006            | 8                      | 10     | 6     | 6 3/4        | 11 3/8             | 13 3/8 | 8 1/4    | 6 1/2                 | 10 3/4 | 3/8            | 34          | XSM0810         | XSA0810 | XSB0810 | 7               | 9 3/8  | 1 1/2            | XHB-2       |
| 081008            | 8                      | 10     | 8     | 8 3/4        | 11 3/8             | 13 3/8 | 10 1/4   | 6 1/2                 | 10 3/4 | 3/8            | 39          | XSM0810         | XSA0810 | XSB0810 | 7               | 9 3/8  | 1 1/2            | XHB-2       |
| 081204            | 8                      | 12     | 4     | 4 3/4        | 11 3/8             | 15 3/8 | 6 1/4    | 8 1/2                 | 10 3/4 | 3/8            | 34          | XSM0812         | XSA0812 | XSB0812 | 6 7/8           | 10 7/8 | 2 1/4            | XHB-2       |
| 081206            | 8                      | 12     | 6     | 6 3/4        | 11 3/8             | 15 3/8 | 8 1/4    | 8 1/2                 | 10 3/4 | 3/8            | 42          | XSM0812         | XSA0812 | XSB0812 | 6 7/8           | 10 7/8 | 2 1/4            | XHB-2       |
| 081208            | 8                      | 12     | 8     | 8 3/4        | 11 3/8             | 15 3/8 | 10 1/4   | 8 1/2                 | 10 3/4 | 3/8            | 48          | XSM0812         | XSA0812 | XSB0812 | 6 7/8           | 10 7/8 | 2 1/4            | XHB-2       |
| 091105            | 9                      | 11     | 5     | 5 3/4        | 12 3/8             | 14 3/8 | 7 3/8    | 7 1/2                 | 12     | 3/8            | 41          | XSM0911         | XSA0911 | XSB0911 | 8               | 10     | 2 1/2            | XHB-2       |
| 101004            | 10                     | 10     | 4     | 4 3/4        | 13 3/8             | 13 3/8 | 6 3/8    | 6 1/2                 | 13     | 3/8            | 34          | XSM1010         | XSA1010 | XSB1010 | 8 7/8           | 8 7/8  | 2 1/2            | XHB-2       |
| 101006            | 10                     | 10     | 6     | 6 3/4        | 13 3/8             | 13 3/8 | 8 3/8    | 6 1/2                 | 13     | 3/8            | 44          | XSM1010         | XSA1010 | XSB1010 | 8 7/8           | 8 7/8  | 2 1/2            | XHB-2       |
| 101008            | 10                     | 10     | 8     | 8 3/4        | 13 3/8             | 13 3/8 | 10 3/8   | 6 1/2                 | 13     | 3/8            | 50          | XSM1010         | XSA1010 | XSB1010 | 8 7/8           | 8 7/8  | 2 1/2            | XHB-2       |
| 101206            | 10                     | 12     | 6 1/4 | 7 1/4        | 13 3/8             | 15 3/8 | 8 7/8    | 8 1/2                 | 13     | 3/8            | 46          | XSM1012         | XSA1012 | XSB1012 | 10 7/8          | 8 7/8  | 3                | XHB-2       |
| 101404            | 10                     | 14     | 4     | 4 3/4        | 13 3/8             | 17 3/8 | 6 7/8    | 10 3/8                | 13     | 3/8            | 42          | XSM1014         | XSA1014 | XSB1014 | 8 7/8           | 12 7/8 | 3 1/2            | XHB-2       |
| 101406            | 10                     | 14     | 6     | 6 3/4        | 13 3/8             | 17 3/8 | 8 7/8    | 10 3/8                | 13     | 3/8            | 49          | XSM1014         | XSA1014 | XSB1014 | 8 7/8           | 12 7/8 | 3 1/2            | XHB-2       |
| 101408            | 10                     | 14     | 8     | 8 3/4        | 13 3/8             | 17 3/8 | 10 1/2   | 10 3/8                | 13     | 3/8            | 57          | XSM1014         | XSA1014 | XSB1014 | 8 7/8           | 12 7/8 | 3 1/2            | XHB-2       |
| 121204            | 12                     | 12     | 4     | 5            | 16 1/4             | 16 1/4 | 6 13/16  | 8 3/8                 | 16     | 1/2            | 60          | XSM1212         | XSA1212 | XSB1212 | 10 7/8          | 10 7/8 | 3 3/4            | XHC-2       |
| 121206            | 12                     | 12     | 6     | 7            | 16 1/4             | 16 1/4 | 8 13/16  | 8 3/8                 | 16     | 1/2            | 68          | XSM1212         | XSA1212 | XSB1212 | 10 7/8          | 10 7/8 | 3 3/4            | XHC-2       |
| 121208            | 12                     | 12     | 8     | 9            | 16 1/4             | 16 1/4 | 10 13/16 | 8 3/8                 | 16     | 1/2            | 80          | XSM1212         | XSA1212 | XSB1212 | 10 7/8          | 10 7/8 | 3 3/4            | XHC-2       |
| 121804            | 12                     | 18     | 4     | 4 3/4        | 16 1/4             | 22 1/4 | 6 3/4    | 14 1/8                | 16     | 1/2            | 85          | XSM1218         | XSA1218 | XSB1218 | 10 1/2          | 16 1/2 | 5 1/2            | XHC-2       |
| 121806            | 12                     | 18     | 6     | 6 3/4        | 16 1/4             | 22 1/4 | 8 3/4    | 14 1/8                | 16     | 1/2            | 93          | XSM1218         | XSA1218 | XSB1218 | 10 1/2          | 16 1/2 | 5 1/2            | XHC-2       |
| 121808            | 12                     | 18     | 8     | 8 3/4        | 16 1/4             | 22 1/4 | 10 3/4   | 14 1/8                | 16     | 1/2            | 101         | XSM1218         | XSA1218 | XSB1218 | 10 1/2          | 16 1/2 | 5 1/2            | XHC-2       |
| 122005            | 12                     | 20     | 5     | 5 3/4        | 16 1/4             | 24 1/4 | 8 3/8    | 14 3/8                | 16     | 1/2            | 104         | XSM1220         | XSA1220 | XSB1220 | 11              | 19     | 6 1/2            | XHC-2       |
| 122406            | 12                     | 24     | 6     | 6 13/16      | 16 1/4             | 28 1/4 | 9 1/4    | 18 3/8                | 16     | 1/2            | 127         | XSM1224         | XSA1224 | XSB1224 | 11              | 23     | 8                | XHC-2       |
| 122408            | 12                     | 24     | 8     | 8 13/16      | 16 1/4             | 28 1/4 | 11 1/4   | 18 3/8                | 16     | 1/2            | 142         | XSM1224         | XSA1224 | XSB1224 | 11              | 23     | 8                | XHC-2       |
| 122410            | 12                     | 24     | 10    | 10 13/16     | 16 1/4             | 28 1/4 | 13 1/4   | 18 3/8                | 16     | 1/2            | 154         | XSM1224         | XSA1224 | XSB1224 | 11              | 23     | 8                | XHC-2       |

- NOTES**
1. To indicate Quad-Lead bolt option, add suffix "Q" after XCE. (Not available on XCEX models.)
  2. Operators, windows and hinges are ordered separately.
  3. XCEX EEx d approval optional.
  4. To indicate NEMA 4/IP66 option, add suffix "N4" after size (catalog number).
  5. Where reference is made to Class I and Class II hazardous locations, the equipment is suitable for both Division 1 and Division 2 locations.
  6. Enclosures are pre-drilled for mounting panel and hinge kit unless otherwise specified.

EXPLOSIONPROOF  
XCE/XJF Enclosures

# **XCE: Explosionproof Control Enclosures**

## **XCEX: Flameproof Control Enclosures**

### **XCEQ: Explosionproof Quad-Lead Control Enclosures**

### **XJF: Explosionproof Junction Boxes**



Adalet NEMA 7/9 XCE series and XJF enclosures are used in the installation of electrical/electronic components for control, measurement or monitoring applications in hazardous environments. XCE control enclosures can be modified for installation of a variety of explosionproof operator devices, viewing windows (XJF models can not accommodate holes in cover) and accessories permitting the development of customized enclosure systems.

#### **FEATURES**

- Copper-free aluminum, lightweight and corrosion resistant
- Integral, cast-on mounting lugs, slotted for ease of field installation
- Drilling and tapping for left hand hinges and mounting pan (hinges and pan optional)
- Uniform wall thickness for ease of installation of control devices, windows and conduit openings
- External flange provides maximum accessibility of components mounted inside.
- Tumbast finish for quality appearance
- Premium high strength steel cover bolts, plated and coated for maximum corrosion resistance (stainless steel optional)
- Enclosures certified for field drill and tap of conduit entrances and XGC windows
- Internal grounding screw standard
- Covers exceeding approximately 75 lbs. are provided with two removable eye bolts for ease of handling
- XCE/XCEQ/XCEX certified drillable for operators at the factory or in the field
- IP66 gasket standard on XCEX
- XCEX includes IEC certification
- XCEX includes external earthing assembly

#### **DESIGN OPTIONS**

- Quad-lead bolt (quick thread bolt) option - designate XCEQ when ordering. Not available with XCEX.
- **NEMA 4 (WATERTIGHT)/IP66:** Features a nitrile O-Ring retained in the cover flange in a machined groove. When ordering, add N4 to the catalog number. \*Option may affect certifications - consult factory.
- **NEMA 6 (SUBMERSIBLE):** Consult factory.
- Cast-on mounting buttons, bosses and pads: Per customer specifications.
- Captive cover bolts: Consult factory, may affect approvals.
- **Hinges:** Left side removable standard, other locations and non-removable covers optional.
- **Windows:** Circular window sizes ranging from 1" to 8" diameter viewing area. Rectangular window sizes ranging from 3" x 3" to 13" x 13" viewing area.
- Stainless steel cover bolts. Consult factory for NEMA 4X rating.
- Mounting Pans: Available in galvanized steel, aluminum or phenolic.
- Sidewall auxiliary device installation or machining available on XCE/XCEQ/ XCEX series enclosures – Consult Factory.
- Factory machined metric sidewall threads up to M75 approved on XCE and XCEX series for Groups C & D. Group B enclosures may only have up to M30 holes.

**NOTE:** Where reference is made to Class I and Class II hazardous locations, the equipment is suitable for both Division 1 and Division 2 locations.


## CERTIFICATIONS

### XJF SERIES

#### Certifications

|                        |   |   |                       |
|------------------------|---|---|-----------------------|
| Class I, Groups B*,C,D | } | } | UL 1203               |
| Class II, Groups E,F,G |   |   | CSA C22.2 No. 25 & 30 |
| TYPE 4 (w/N4 suffix)   |   |   | UL 50                 |
| IP 40 without gasket   |   |   |                       |
| IP 66 with gasket      |   |   |                       |

\*N4 suffix may affect Group B approval, consult factory.



### XCE/XCEQ SERIES

#### Certifications

|                            |   |   |                       |
|----------------------------|---|---|-----------------------|
| Class I, Groups B*,C,D     | } | } | UL 1203               |
| Class II, Groups E,F,G     |   |   | CSA C22.2 No. 25 & 30 |
| Class III                  |   |   |                       |
| TYPE 4, (w/N4 suffix)      |   |   | UL 50                 |
| TYPE 4X (w/SS cover bolts) |   |   |                       |

\*Specify Group B if required w/N4 suffix



### XCEX SERIES

#### Certifications

|                            |   |   |                         |
|----------------------------|---|---|-------------------------|
| Class I, Groups C,D        | } | } | UL 1203                 |
| Class II, Groups E,F,G     |   |   | CSA C22.2 No. 25 & 30   |
| Class III                  |   |   |                         |
| Class I, Zone 1, AEx d IIB |   |   | UL 60079-0/UL 60079-1   |
| Ex d IIB                   |   |   | CSA 60079-0/CSA 60079-1 |
| 0539 Ⓜ II 2GD (Optional)*  |   |   | ATEX Directive 94/9/EC  |
| EEx d IIB (Optional)*      |   |   | EN 50014, EN50018       |
| IP 40                      | } | } | IEC 60529               |
| IP 66 (w/N4 suffix)        |   |   |                         |
| TYPE 4, (w/N4 suffix)      |   |   | UL 50                   |
| TYPE 4X (w/SS cover bolts) |   |   |                         |

\*Specify ATEX if required



**NOTE:** Where reference is made to Class I and Class II hazardous locations, the equipment is suitable for both Division 1 and Division 2 locations.

**DESIGN OPTION DETAILS****MOUNTING PANS Three Materials Available:**

**Steel:** (XSM) Galvanized 12 gauge steel plate. The catalog number includes the steel mounting pan complete with 1/4" high spacers and stainless steel mounting screws.

**Aluminum:** (XSA) Consult factory for availability.

**Phenolic:** (XSB) A special phenolic laminated material that has high mechanical and dielectric strength. It is excellent for mounting and wiring control equipment. The catalog number includes the phenolic board, 3/8" thick, complete with 1/4" high spacers and stainless steel mounting screws.

- NOTES**
1. No installation charge when customer specifies factory installation of mounting pan.
  2. Enclosures are pre-drilled for mounting panel unless otherwise specified.

**HINGE SETS**

Made of extruded aluminum alloy consisting of two sections, female and male (with stainless steel pin) and four stainless steel hex head bolts. Designed to allow right or left hand removable or non-removable installation.

Unless specified, left hand removable hinge installation will be furnished by factory when hinged enclosures are ordered.

- NOTES**
1. Catalog numbers represent complete hinge sets necessary for enclosure assembly.
  2. Enclosures are pre-drilled for hinge kit unless otherwise specified.

# XCE SERIES & XJF

| XCE/XJF<br>Catalog # | ENCLOSURE              |        |       |                 |                    |        |          |                          |        |                      | PANS AND HINGES |               |         |         |                 |        |                        |                |
|----------------------|------------------------|--------|-------|-----------------|--------------------|--------|----------|--------------------------|--------|----------------------|-----------------|---------------|---------|---------|-----------------|--------|------------------------|----------------|
|                      | Inside Nom. Dimensions |        |       | Usable<br>Depth | Overall Dimensions |        |          | Mounting Lug<br>CL to CL |        | Mtg.<br>Bolt<br>Size | Ship<br>Weight  | Pan Catalog # |         |         | Nom. Dimensions |        | Steel<br>Pan<br>Weight | Hinge<br>Cat # |
|                      | W                      | L      | D     |                 | A                  | B      | C        | E                        | F      |                      |                 | Steel         | Alum.   | Phen    | W               | H      |                        |                |
| 041604               | 4                      | 16     | 4     | 4 3/4           | 7 1/4              | 19 1/4 | 6        | 12 1/2                   | 6 3/4  | 3/8                  | 25              | XSM0416       | XSA0416 | XSB0416 | 3 1/4           | 15 1/4 | 1 1/2                  | XHB-2          |
| 060804               | 6                      | 8      | 4     | 4 3/8           | 9 1/4              | 11 1/4 | 5 1/8    | 4 1/2                    | 9 3/8  | 3/8                  | 21              | XSM0608       | XSA0608 | XSB0608 | 5 1/8           | 7 3/8  | 1                      | XHB-2          |
| 060805               | 6                      | 8      | 5     | 5 3/8           | 9 1/4              | 11 1/4 | 6 1/8    | 4 1/2                    | 9 3/8  | 3/8                  | 23              | XSM0608       | XSA0608 | XSB0608 | 5 3/8           | 7 3/8  | 1                      | XHB-2          |
| 060806               | 6                      | 8      | 6     | 6 3/8           | 9 1/4              | 11 1/4 | 7 1/8    | 4 1/2                    | 9 3/8  | 3/8                  | 25              | XSM0608       | XSA0608 | XSB0608 | 5 3/8           | 7 3/8  | 1                      | XHB-2          |
| 061105               | 6                      | 11     | 5     | 5 7/8           | 9 1/4              | 14 1/4 | 7 3/8    | 7 1/2                    | 9 3/8  | 3/8                  | 24              | XSM0611       | XSA0611 | XSB0611 | 5 3/8           | 10 3/8 | 1 1/2                  | XHB-2          |
| 061204               | 6                      | 12     | 4     | 4 3/4           | 9 1/4              | 15 1/4 | 6 1/8    | 8 1/2                    | 9 3/8  | 3/8                  | 24              | XSM0612       | XSA0612 | XSB0612 | 5 3/8           | 11 3/8 | 1 3/4                  | XHB-2          |
| 061206               | 6                      | 12     | 6     | 6 3/4           | 9 1/4              | 15 1/4 | 8 1/8    | 8 1/2                    | 9 3/8  | 3/8                  | 29              | XSM0612       | XSA0612 | XSB0612 | 5 3/8           | 11 3/8 | 1 3/4                  | XHB-2          |
| 061305               | 6                      | 13     | 5     | 5 7/8           | 9 1/4              | 16 1/4 | 7 3/8    | 9 1/2                    | 9 3/8  | 3/8                  | 26              | XSM0613       | XSA0613 | XSB0613 | 5 3/8           | 12 3/8 | 2                      | XHB-2          |
| 071004               | 7                      | 10     | 4     | 4 3/4           | 10 3/8             | 13 3/8 | 6 3/8    | 6 1/2                    | 9 3/4  | 3/8                  | 27              | XSM0710       | XSA0710 | XSB0710 | 6 3/8           | 9 3/4  | 1 1/4                  | XHB-2          |
| 071006               | 7                      | 10     | 6 1/8 | 6 3/4           | 10 3/8             | 13 3/8 | 8 3/8    | 6 1/2                    | 9 3/4  | 3/8                  | 31              | XSM0710       | XSA0710 | XSB0710 | 6 3/8           | 9 3/4  | 1 1/4                  | XHB-2          |
| 071805               | 7                      | 18 1/4 | 5     | 5 3/4           | 10 3/8             | 21 3/8 | 7 3/8    | 14 1/2                   | 9 3/4  | 3/8                  | 55              | XSM0718       | XSA0718 | XSB0718 | 6 3/8           | 17 3/8 | 2 1/2                  | XHB-2          |
| 080804               | 8                      | 8      | 4     | 4 13/16         | 11 3/8             | 11 3/8 | 6 3/8    | 4 1/4                    | 11     | 3/8                  | 24              | XSM0808       | XSA0808 | XSB0808 | 7               | 7      | 1 1/4                  | XHB-2          |
| 080806               | 8                      | 8      | 6     | 6 13/16         | 11 3/8             | 11 3/8 | 8 3/8    | 4 1/4                    | 11     | 3/8                  | 28              | XSM0808       | XSA0808 | XSB0808 | 7               | 7      | 1 1/4                  | XHB-2          |
| 080808               | 8                      | 8      | 8     | 8 13/16         | 11 3/8             | 11 3/8 | 10 3/8   | 4 1/4                    | 11     | 3/8                  | 35              | XSM0808       | XSA0808 | XSB0808 | 7               | 7      | 1 1/4                  | XHB-2          |
| 081004               | 8                      | 10     | 4     | 4 3/4           | 11 3/8             | 13 3/8 | 6 1/4    | 6 1/2                    | 10 3/4 | 3/8                  | 30              | XSM0810       | XSA0810 | XSB0810 | 7               | 9 3/8  | 1 1/2                  | XHB-2          |
| 081006               | 8                      | 10     | 6     | 6 3/4           | 11 3/8             | 13 3/8 | 8 1/4    | 6 1/2                    | 10 3/4 | 3/8                  | 34              | XSM0810       | XSA0810 | XSB0810 | 7               | 9 3/8  | 1 1/2                  | XHB-2          |
| 081008               | 8                      | 10     | 8     | 8 3/4           | 11 3/8             | 13 3/8 | 10 1/4   | 6 1/2                    | 10 3/4 | 3/8                  | 39              | XSM0810       | XSA0810 | XSB0810 | 7               | 9 3/8  | 1 1/2                  | XHB-2          |
| 081204               | 8                      | 12     | 4     | 4 3/4           | 11 3/8             | 15 3/8 | 6 1/4    | 8 1/2                    | 10 3/4 | 3/8                  | 34              | XSM0812       | XSA0812 | XSB0812 | 6 7/8           | 10 7/8 | 2 1/4                  | XHB-2          |
| 081206               | 8                      | 12     | 6     | 6 3/4           | 11 3/8             | 15 3/8 | 8 1/4    | 8 1/2                    | 10 3/4 | 3/8                  | 42              | XSM0812       | XSA0812 | XSB0812 | 6 7/8           | 10 7/8 | 2 1/4                  | XHB-2          |
| 081208               | 8                      | 12     | 8     | 8 3/4           | 11 3/8             | 15 3/8 | 10 1/4   | 8 1/2                    | 10 3/4 | 3/8                  | 48              | XSM0812       | XSA0812 | XSB0812 | 6 7/8           | 10 7/8 | 2 1/4                  | XHB-2          |
| 091105               | 9                      | 11     | 5     | 5 3/4           | 12 3/8             | 14 3/8 | 7 3/8    | 7 1/2                    | 12     | 3/8                  | 41              | XSM0911       | XSA0911 | XSB0911 | 8               | 10     | 2 1/2                  | XHB-2          |
| 101004               | 10                     | 10     | 4     | 4 3/4           | 13 3/8             | 13 3/8 | 6 3/8    | 6 1/2                    | 13     | 3/8                  | 34              | XSM1010       | XSA1010 | XSB1010 | 8 7/8           | 8 7/8  | 2 1/2                  | XHB-2          |
| 101006               | 10                     | 10     | 6     | 6 3/4           | 13 3/8             | 13 3/8 | 8 3/8    | 6 1/2                    | 13     | 3/8                  | 44              | XSM1010       | XSA1010 | XSB1010 | 8 7/8           | 8 7/8  | 2 1/2                  | XHB-2          |
| 101008               | 10                     | 10     | 8     | 8 3/4           | 13 3/8             | 13 3/8 | 10 3/8   | 6 1/2                    | 13     | 3/8                  | 50              | XSM1010       | XSA1010 | XSB1010 | 8 7/8           | 8 7/8  | 2 1/2                  | XHB-2          |
| 101206               | 10                     | 12     | 6 1/4 | 7 1/4           | 13 3/8             | 15 3/8 | 8 7/8    | 8 1/2                    | 13     | 3/8                  | 46              | XSM1012       | XSA1012 | XSB1012 | 10 7/8          | 8 7/8  | 3                      | XHB-2          |
| 101404               | 10                     | 14     | 4     | 4 3/4           | 13 3/8             | 17 3/8 | 6 7/8    | 10 3/8                   | 13     | 3/8                  | 42              | XSM1014       | XSA1014 | XSB1014 | 8 7/8           | 12 7/8 | 3 1/2                  | XHB-2          |
| 101406               | 10                     | 14     | 6     | 6 3/4           | 13 3/8             | 17 3/8 | 8 7/8    | 10 3/8                   | 13     | 3/8                  | 49              | XSM1014       | XSA1014 | XSB1014 | 8 7/8           | 12 7/8 | 3 1/2                  | XHB-2          |
| 101408               | 10                     | 14     | 8     | 8 3/4           | 13 3/8             | 17 3/8 | 10 1/2   | 10 3/8                   | 13     | 3/8                  | 57              | XSM1014       | XSA1014 | XSB1014 | 8 7/8           | 12 7/8 | 3 1/2                  | XHB-2          |
| 121204               | 12                     | 12     | 4     | 5               | 16 1/4             | 16 1/4 | 6 13/16  | 8 3/8                    | 16     | 1/2                  | 60              | XSM1212       | XSA1212 | XSB1212 | 10 7/8          | 10 7/8 | 3 3/4                  | XHC-2          |
| 121206               | 12                     | 12     | 6     | 7               | 16 1/4             | 16 1/4 | 8 13/16  | 8 3/8                    | 16     | 1/2                  | 68              | XSM1212       | XSA1212 | XSB1212 | 10 7/8          | 10 7/8 | 3 3/4                  | XHC-2          |
| 121208               | 12                     | 12     | 8     | 9               | 16 1/4             | 16 1/4 | 10 13/16 | 8 3/8                    | 16     | 1/2                  | 80              | XSM1212       | XSA1212 | XSB1212 | 10 7/8          | 10 7/8 | 3 3/4                  | XHC-2          |
| 121804               | 12                     | 18     | 4     | 4 3/4           | 16 1/4             | 22 1/4 | 6 3/4    | 14 1/8                   | 16     | 1/2                  | 85              | XSM1218       | XSA1218 | XSB1218 | 10 1/2          | 16 1/2 | 5 1/2                  | XHC-2          |
| 121806               | 12                     | 18     | 6     | 6 3/4           | 16 1/4             | 22 1/4 | 8 3/4    | 14 1/8                   | 16     | 1/2                  | 93              | XSM1218       | XSA1218 | XSB1218 | 10 1/2          | 16 1/2 | 5 1/2                  | XHC-2          |
| 121808               | 12                     | 18     | 8     | 8 3/4           | 16 1/4             | 22 1/4 | 10 3/4   | 14 1/8                   | 16     | 1/2                  | 101             | XSM1218       | XSA1218 | XSB1218 | 10 1/2          | 16 1/2 | 5 1/2                  | XHC-2          |
| 122005               | 12                     | 20     | 5     | 5 3/4           | 16 1/4             | 24 1/4 | 8 3/8    | 14 3/8                   | 16     | 1/2                  | 104             | XSM1220       | XSA1220 | XSB1220 | 11              | 19     | 6 1/2                  | XHC-2          |
| 122406               | 12                     | 24     | 6     | 6 13/16         | 16 1/4             | 28 1/4 | 9 1/4    | 18 3/8                   | 16     | 1/2                  | 127             | XSM1224       | XSA1224 | XSB1224 | 11              | 23     | 8                      | XHC-2          |
| 122408               | 12                     | 24     | 8     | 8 13/16         | 16 1/4             | 28 1/4 | 11 1/4   | 18 3/8                   | 16     | 1/2                  | 142             | XSM1224       | XSA1224 | XSB1224 | 11              | 23     | 8                      | XHC-2          |
| 122410               | 12                     | 24     | 10    | 10 13/16        | 16 1/4             | 28 1/4 | 13 1/4   | 18 3/8                   | 16     | 1/2                  | 154             | XSM1224       | XSA1224 | XSB1224 | 11              | 23     | 8                      | XHC-2          |


- NOTES**
1. To indicate Quad-Lead bolt option, add suffix "Q" after XCE. (Not available on XCEX models.)
  2. Operators, windows and hinges are ordered separately.
  3. XCEX EEx d approval optional.
  4. To indicate NEMA 4/IP66 option, add suffix "N4" after size (catalog number).
  5. Where reference is made to Class I and Class II hazardous locations, the equipment is suitable for both Division 1 and Division 2 locations.
  6. Enclosures are pre-drilled for mounting panel and hinge kit unless otherwise specified.

# **XCE: Explosionproof Control Enclosures**

## **XCEX: Flameproof Control Enclosures**

### **XCEQ: Explosionproof Quad-Lead Control Enclosures**

### **XJF: Explosionproof Junction Boxes**



Adalet NEMA 7/9 XCE series and XJF enclosures are used in the installation of electrical/electronic components for control, measurement or monitoring applications in hazardous environments. XCE control enclosures can be modified for installation of a variety of explosionproof operator devices, viewing windows (XJF models can not accommodate holes in cover) and accessories permitting the development of customized enclosure systems.

#### **FEATURES**

- Copper-free aluminum, lightweight and corrosion resistant
- Integral, cast-on mounting lugs, slotted for ease of field installation
- Drilling and tapping for left hand hinges and mounting pan (hinges and pan optional)
- Uniform wall thickness for ease of installation of control devices, windows and conduit openings
- External flange provides maximum accessibility of components mounted inside.
- Tumbast finish for quality appearance
- Premium high strength steel cover bolts, plated and coated for maximum corrosion resistance (stainless steel optional)
- Enclosures certified for field drill and tap of conduit entrances and XGC windows
- Internal grounding screw standard
- Covers exceeding approximately 75 lbs. are provided with two removable eye bolts for ease of handling
- XCE/XCEQ/XCEX certified drillable for operators at the factory or in the field
- IP66 gasket standard on XCEX
- XCEX includes IEC certification
- XCEX includes external earthing assembly

#### **DESIGN OPTIONS**

- Quad-lead bolt (quick thread bolt) option - designate XCEQ when ordering. Not available with XCEX.
- **NEMA 4 (WATERTIGHT)/IP66:** Features a nitrile O-Ring retained in the cover flange in a machined groove. When ordering, add N4 to the catalog number. \*Option may affect certifications - consult factory.
- **NEMA 6 (SUBMERSIBLE):** Consult factory.
- Cast-on mounting buttons, bosses and pads: Per customer specifications.
- Captive cover bolts: Consult factory, may affect approvals.
- **Hinges:** Left side removable standard, other locations and non-removable covers optional.
- **Windows:** Circular window sizes ranging from 1" to 8" diameter viewing area. Rectangular window sizes ranging from 3" x 3" to 13" x 13" viewing area.
- Stainless steel cover bolts. Consult factory for NEMA 4X rating.
- Mounting Pans: Available in galvanized steel, aluminum or phenolic.
- Sidewall auxiliary device installation or machining available on XCE/XCEQ/ XCEX series enclosures – Consult Factory.
- Factory machined metric sidewall threads up to M75 approved on XCE and XCEX series for Groups C & D. Group B enclosures may only have up to M30 holes.

**NOTE:** Where reference is made to Class I and Class II hazardous locations, the equipment is suitable for both Division 1 and Division 2 locations.


## CERTIFICATIONS

### XJF SERIES

#### Certifications

|                        |   |   |                       |
|------------------------|---|---|-----------------------|
| Class I, Groups B*,C,D | } | } | UL 1203               |
| Class II, Groups E,F,G |   |   | CSA C22.2 No. 25 & 30 |
| TYPE 4 (w/N4 suffix)   |   |   | UL 50                 |
| IP 40 without gasket   |   |   |                       |
| IP 66 with gasket      |   |   |                       |

\*N4 suffix may affect Group B approval, consult factory.



### XCE/XCEQ SERIES

#### Certifications

|                            |   |   |                       |
|----------------------------|---|---|-----------------------|
| Class I, Groups B*,C,D     | } | } | UL 1203               |
| Class II, Groups E,F,G     |   |   | CSA C22.2 No. 25 & 30 |
| Class III                  |   |   |                       |
| TYPE 4, (w/N4 suffix)      |   |   | UL 50                 |
| TYPE 4X (w/SS cover bolts) |   |   |                       |

\*Specify Group B if required w/N4 suffix



### XCEX SERIES

#### Certifications

|                            |   |   |                         |
|----------------------------|---|---|-------------------------|
| Class I, Groups C,D        | } | } | UL 1203                 |
| Class II, Groups E,F,G     |   |   | CSA C22.2 No. 25 & 30   |
| Class III                  |   |   |                         |
| Class I, Zone 1, AEx d IIB |   |   | UL 60079-0/UL 60079-1   |
| Ex d IIB                   |   |   | CSA 60079-0/CSA 60079-1 |
| 0539 Ⓜ II 2GD (Optional)*  |   |   | ATEX Directive 94/9/EC  |
| EEx d IIB (Optional)*      |   |   | EN 50014, EN50018       |
| IP 40                      | } | } | IEC 60529               |
| IP 66 (w/N4 suffix)        |   |   |                         |
| TYPE 4, (w/N4 suffix)      |   |   | UL 50                   |
| TYPE 4X (w/SS cover bolts) |   |   |                         |

\*Specify ATEX if required



**NOTE:** Where reference is made to Class I and Class II hazardous locations, the equipment is suitable for both Division 1 and Division 2 locations.

**DESIGN OPTION DETAILS****MOUNTING PANS Three Materials Available:**

**Steel:** (XSM) Galvanized 12 gauge steel plate. The catalog number includes the steel mounting pan complete with 1/4" high spacers and stainless steel mounting screws.

**Aluminum:** (XSA) Consult factory for availability.

**Phenolic:** (XSB) A special phenolic laminated material that has high mechanical and dielectric strength. It is excellent for mounting and wiring control equipment. The catalog number includes the phenolic board, 3/8" thick, complete with 1/4" high spacers and stainless steel mounting screws.

- NOTES**
1. No installation charge when customer specifies factory installation of mounting pan.
  2. Enclosures are pre-drilled for mounting panel unless otherwise specified.

**HINGE SETS**

Made of extruded aluminum alloy consisting of two sections, female and male (with stainless steel pin) and four stainless steel hex head bolts. Designed to allow right or left hand removable or non-removable installation.

Unless specified, left hand removable hinge installation will be furnished by factory when hinged enclosures are ordered.

- NOTES**
1. Catalog numbers represent complete hinge sets necessary for enclosure assembly.
  2. Enclosures are pre-drilled for hinge kit unless otherwise specified.