

DESCRIPTION

The patented Lumark Crosstour™ LED Wall Pack Series of luminaires provides an architectural style with super bright, energy efficient LEDs. The low-profile, rugged die-cast aluminum construction, universal back box, stainless steel hardware along with a sealed and gasketed optical compartment make the Crosstour impervious to contaminants. The Crosstour wall luminaire is ideal for wall/surface, inverted mount for façade/canopy illumination, post/bollard, site lighting, floodlight and low level pathway illumination including stairs. Typical applications include building entrances, multi-use facilities, apartment buildings, institutions, schools, stairways and loading docks test.

SPECIFICATION FEATURES

Construction

Slim, low-profile LED design with rugged one-piece, die-cast aluminum hinged removable door and back box. Matching housing styles incorporate both a small and medium design. The small housing is available in 12W, 18W and 26W. The medium housing is available in the 38W model. Patented secure lock hinge feature allows for safe and easy tool-less electrical connections with the supplied push-in connectors. Back box includes three half-inch, NPT threaded conduit entry points. The universal back box supports both the small and medium forms and mounts to standard 3-1/2" to 4" round and octagonal, 4" square, single gang and masonry junction boxes. Key hole gasket allows for adaptation to junction box or wall. External fin design extracts heat from the fixture surface. One-piece silicone gasket seals door and back box. Minimum 5" wide pole for site lighting application. Not recommended for car wash applications.

Optical

Silicone sealed optical LED chamber incorporates a custom engineered mirrored anodized reflector providing high-efficiency illumination. Optical assembly includes impact-resistant tempered glass and meets IESNA requirements for full cutoff compliance. Available in seven lumen packages; 5000K, 4000K and 3000K CCT.

Electrical

LED driver is mounted to the die-cast housing for optimal heat sinking. LED thermal management system incorporates both conduction and natural convection to transfer heat rapidly away from the LED source. 12W, 18W, 26W and 38W series operate in -40°C to 40°C [-40°F to 104°F]. High ambient 50°C models available. Crosstour luminaires maintain greater than 89% of initial light output after 72,000 hours of operation. Three half-inch NPT threaded conduit entry points allow for thru-branch wiring. Back box is an authorized

Catalog #		Type
Project		
Comments		Date
Prepared by		

electrical wiring compartment.

Integral LED electronic driver incorporates surge protection. 120-277V 50/60Hz or 347V 60Hz models.

Finish

Crosstour is protected with a Super durable TGIC carbon bronze or summit white polyester powder coat paint. Super durable TGIC powder coat paint finishes withstand extreme climate conditions while providing optimal color and gloss retention of the installed life.

Warranty

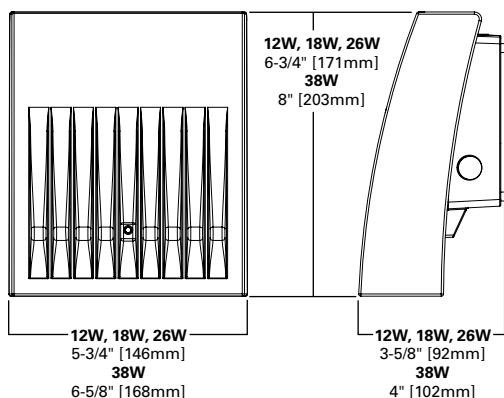
Five-year warranty.



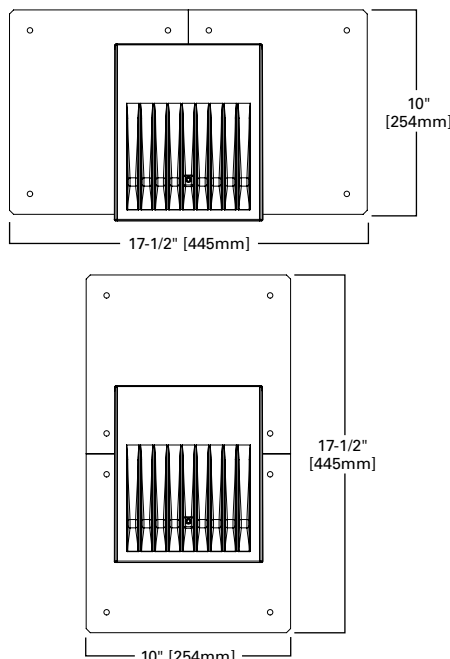
XTOR CROSSTOUR LED

APPLICATIONS:
WALL / SURFACE
POST / BOLLARD
LOW LEVEL
FLOODLIGHT
INVERTED
SITE LIGHTING

DIMENSIONS



ESCUTCHEON PLATES



CERTIFICATION DATA

UL/cUL Wet Location Listed
LM79 / LM80 Compliant
ROHS Compliant
ADA Compliant
NOM Compliant Models
IP66 Ingressed Protection Rated
Title 24 Compliant
DesignLights Consortium® Qualified*

TECHNICAL DATA

40°C Maximum Ambient Temperature
External Supply Wiring 90°C Minimum

EPA

Effective Projected Area (Sq. Ft.):
XTOR1B, XTOR2B, XTOR3B=0.34
XTOR4B=0.45

SHIPPING DATA:

Approximate Net Weight:
3.7 – 5.25 lbs. [1.7 – 2.4 kgs.]

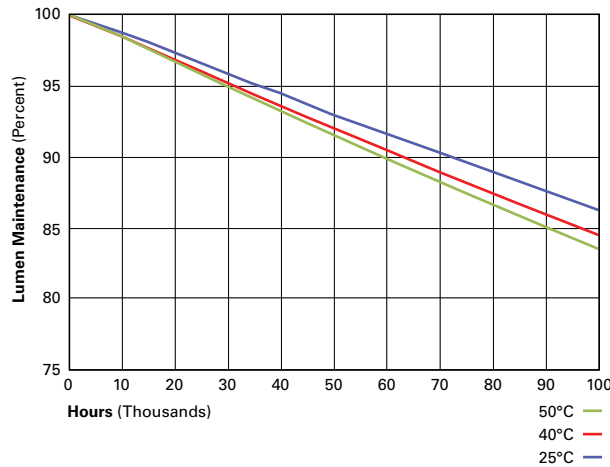
POWER AND LUMENS BY FIXTURE MODEL

LED Information	XTOR1B	XTOR1B-W	XTOR1B-Y	XTOR2B	XTOR2B-W	XTOR2B-Y	XTOR3B	XTOR3B-W	XTOR3B-Y	XTOR4B	XTOR4B-W	XTOR4B-Y
Delivered Lumens (Wall Mount)	1,418	1,396	1,327	2,135	2,103	1,997	2,751	2,710	2,575	4,269	4,205	3,995
Delivered Lumens (With Flood Accessory Kit) ¹	1,005	990	940	1,495	1,472	1,399	2,099	2,068	1,965	3,168	3,121	2,965
B.U.G. Rating ²	B1-U0-G0	B1-U0-G0	B1-U0-G0	B1-U0-G0	B1-U0-G0	B1-U0-G0	B1-U0-G0	B1-U0-G0	B1-U0-G0	B2-U0-G0	B2-U0-G0	B2-U0-G0
CCT (Kelvin)	5,000	4,000	3,000	5,000	4,000	3,000	5,000	4,000	3,000	5,000	4,000	3,000
CRI (Color Rendering Index)	70	70	70	70	70	70	70	70	70	70	70	70
Power Consumption (Watts)	12W	12W	12W	18W	18W	18W	26W	26W	26W	38W	38W	38W

NOTES: 1 Includes shield and visor. 2 B.U.G. Rating does not apply to floodlighting.

LUMEN MAINTENANCE

Ambient Temperature	TM-21 Lumen Maintenance (72,000 Hours)	Theoretical L70 (Hours)
XTOR1B Model		
25°C	> 90%	255,000
40°C	> 89%	234,000
50°C	> 88%	215,000
XTOR2B Model		
25°C	> 89%	240,000
40°C	> 88%	212,000
50°C	> 87%	196,000
XTOR3B Model		
25°C	> 89%	240,000
40°C	> 88%	212,000
50°C	> 87%	196,000
XTOR4B Model		
25°C	> 89%	222,000
40°C	> 87%	198,000
50°C	> 87%	184,000



CURRENT DRAW

Voltage	Model Series			
	XTOR1B	XTOR2B	XTOR3B	XTOR4B
120V	0.103A	0.15A	0.22A	0.34A
208V	0.060A	0.09A	0.13A	0.17A
240V	0.053A	0.08A	0.11A	0.17A
277V	0.048A	0.07A	0.10A	0.15A
347V	0.039A	0.06A	0.082A	0.12A

ORDERING INFORMATION

Sample Number: XTOR2B-W-WT-PC1

Series ¹	LED Kelvin Color	Housing Color	Options (Add as Suffix)	Accessories (Order Separately)
XTOR1B =Small Door, 12W XTOR2B =Small Door, 18W XTOR3B =Small Door, 26W XTOR4B =Medium Door, 38W	[Blank] =Bright White (Standard), 5000K W =Neutral White, 4000K Y =Warm White, 3000K	[Blank] =Carbon Bronze (Standard) WT =Summit White BK =Black BZ =Bronze AP =Grey GM =Graphite Metallic DP =Dark Platinum	PC1 =Photocontrol 120V ² PC2 =Photocontrol 208-277V ^{2,3} 347V =347V ⁴ HA =50°C High Ambient ⁴	WG/XTOR =Wire Guard ⁵ XTORFLD-KNC =Knuckle Floodlight Kit ⁶ XTORFLD-TRN =Trunnion Floodlight Kit ⁶ XTORFLD-KNC-WT =Knuckle Floodlight Kit, Summit White ⁶ XTORFLD-TRN-WT =Trunnion Floodlight Kit, Summit White ⁶ EWP/XTOR =Escutcheon Wall Plate, Carbon Bronze EWP/XTOR-WT =Escutcheon Wall Plate, Summit White

NOTES:

1. DesignLights Consortium® Qualified and classified for both DLC Standard and DLC Premium, refer to www.designlights.org for details.
2. Photocontrols are factory installed.
3. Order PC2 for 347V models.
4. Thru-branch wiring not available with HA option or with 347V. XTOR3B not available with HA and 347V or 120V combination.
5. Wire guard for wall/surface mount. Not for use with floodlight kit accessory.
6. Floodlight kit accessory supplied with knuckle (KNC) or trunnion (TRN) base, small and large top visors and small and large impact shields.

STOCK ORDERING INFORMATION

12W Series	18W Series	26W Series	38W Series
XTOR1B =12W, 5000K, Carbon Bronze	XTOR2B =18W, 5000K, Carbon Bronze	XTOR3B =26W, 5000K, Carbon Bronze	XTOR4B =38W, 5000K, Carbon Bronze
XTOR1B-WT =12W, 5000K, Summit White	XTOR2B-W =18W, 4000K, Carbon Bronze	XTOR3B-W =26W, 4000K, Carbon Bronze	XTOR4B-W =38W, 4000K, Carbon Bronze
XTOR1B-PC1 =12W, 5000K, 120V PC, Carbon Bronze	XTOR2B-WT =18W, 5000K, Summit White	XTOR3B-WT =26W, 5000K, Summit White	XTOR4B-WT =38W, 5000K, Summit White
XTOR1B-W =12W, 4000K, Carbon Bronze	XTOR2B-PC1 =18W, 5000K, 120V PC, Carbon Bronze	XTOR3B-PC1 =26W, 5000K, 120V PC, Carbon Bronze	XTOR4B-PC1 =38W, 5000K, 120V PC, Carbon Bronze
	XTOR2B-W-PC1 =18W, 4000K, 120V PC, Carbon Bronze	XTOR3B-W-PC1 =26W, 4000K, 120V PC, Carbon Bronze	XTOR4B-W-PC1 =38W, 4000K, 120V PC, Carbon Bronze
	XTOR2B-347V =18W, 5000K, Carbon Bronze, 347V	XTOR3B-347V =26W, 5000K, Carbon Bronze, 347V	XTOR4B-347V =38W, 5000K, Carbon Bronze, 347V
	XTOR2B-WT-PC1 =18W, 5000K, 120V PC, Summit White	XTOR3B-PC2 =26W, 5000K, 208-277V PC, Carbon Bronze	

DESCRIPTION

The patented Lumark Crosstour™ LED Wall Pack Series of luminaires provides an architectural style with super bright, energy efficient LEDs. The low-profile, rugged die-cast aluminum construction, universal back box, stainless steel hardware along with a sealed and gasketed optical compartment make the Crosstour impervious to contaminants. The Crosstour wall luminaire is ideal for wall/surface, inverted mount for façade/canopy illumination, post/bollard, site lighting, floodlight and low level pathway illumination including stairs. Typical applications include building entrances, multi-use facilities, apartment buildings, institutions, schools, stairways and loading docks test.

SPECIFICATION FEATURES

Construction

Slim, low-profile LED design with rugged one-piece, die-cast aluminum hinged removable door and back box. Matching housing styles incorporate both a small and medium design. The small housing is available in 12W, 18W and 26W. The medium housing is available in the 38W model. Patented secure lock hinge feature allows for safe and easy tool-less electrical connections with the supplied push-in connectors. Back box includes three half-inch, NPT threaded conduit entry points. The universal back box supports both the small and medium forms and mounts to standard 3-1/2" to 4" round and octagonal, 4" square, single gang and masonry junction boxes. Key hole gasket allows for adaptation to junction box or wall. External fin design extracts heat from the fixture surface. One-piece silicone gasket seals door and back box. Minimum 5" wide pole for site lighting application. Not recommended for car wash applications.

Optical

Silicone sealed optical LED chamber incorporates a custom engineered mirrored anodized reflector providing high-efficiency illumination. Optical assembly includes impact-resistant tempered glass and meets IESNA requirements for full cutoff compliance. Available in seven lumen packages; 5000K, 4000K and 3000K CCT.

Electrical

LED driver is mounted to the die-cast housing for optimal heat sinking. LED thermal management system incorporates both conduction and natural convection to transfer heat rapidly away from the LED source. 12W, 18W, 26W and 38W series operate in -40°C to 40°C [-40°F to 104°F]. High ambient 50°C models available. Crosstour luminaires maintain greater than 89% of initial light output after 72,000 hours of operation. Three half-inch NPT threaded conduit entry points allow for thru-branch wiring. Back box is an authorized

Catalog #		Type
Project		
Comments		Date
Prepared by		

electrical wiring compartment.

Integral LED electronic driver incorporates surge protection. 120-277V 50/60Hz or 347V 60Hz models.

Finish

Crosstour is protected with a Super durable TGIC carbon bronze or summit white polyester powder coat paint. Super durable TGIC powder coat paint finishes withstand extreme climate conditions while providing optimal color and gloss retention of the installed life.

Warranty

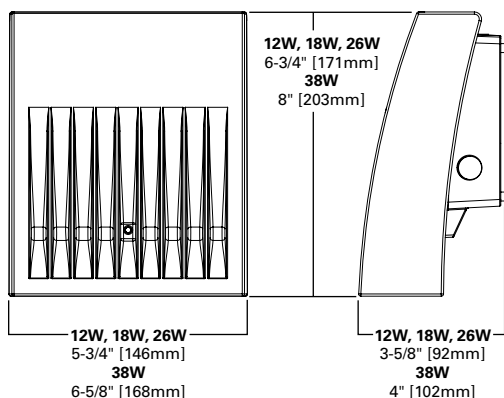
Five-year warranty.



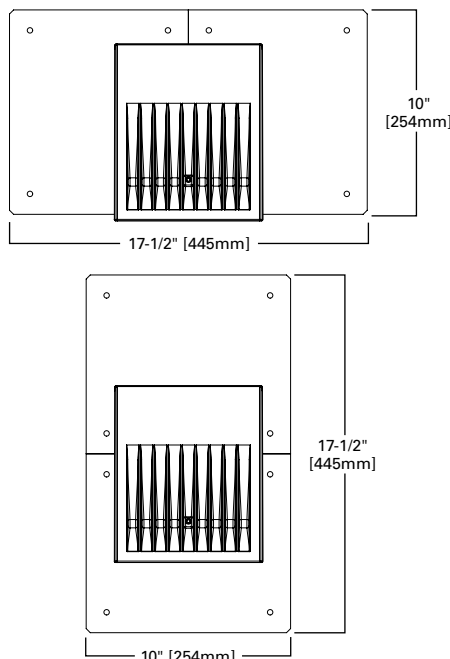
XTOR CROSSTOUR LED

APPLICATIONS:
WALL / SURFACE
POST / BOLLARD
LOW LEVEL
FLOODLIGHT
INVERTED
SITE LIGHTING

DIMENSIONS



ESCUTCHEON PLATES



CERTIFICATION DATA

UL/cUL Wet Location Listed
LM79 / LM80 Compliant
ROHS Compliant
ADA Compliant
NOM Compliant Models
IP66 Ingressed Protection Rated
Title 24 Compliant
DesignLights Consortium® Qualified*

TECHNICAL DATA

40°C Maximum Ambient Temperature
External Supply Wiring 90°C Minimum

EPA

Effective Projected Area (Sq. Ft.):
XTOR1B, XTOR2B, XTOR3B=0.34
XTOR4B=0.45

SHIPPING DATA:

Approximate Net Weight:
3.7 – 5.25 lbs. [1.7 – 2.4 kgs.]

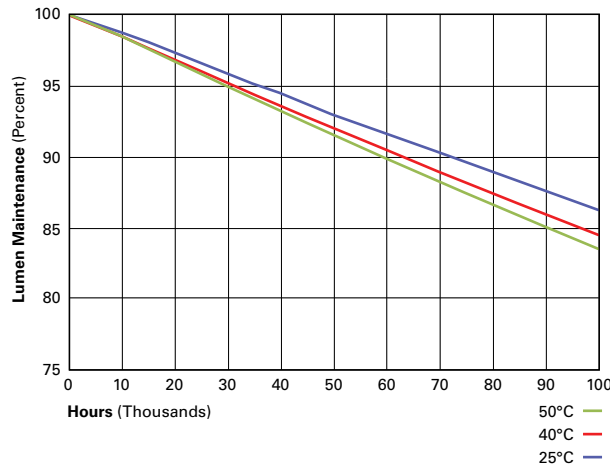
POWER AND LUMENS BY FIXTURE MODEL

LED Information	XTOR1B	XTOR1B-W	XTOR1B-Y	XTOR2B	XTOR2B-W	XTOR2B-Y	XTOR3B	XTOR3B-W	XTOR3B-Y	XTOR4B	XTOR4B-W	XTOR4B-Y
Delivered Lumens (Wall Mount)	1,418	1,396	1,327	2,135	2,103	1,997	2,751	2,710	2,575	4,269	4,205	3,995
Delivered Lumens (With Flood Accessory Kit) ¹	1,005	990	940	1,495	1,472	1,399	2,099	2,068	1,965	3,168	3,121	2,965
B.U.G. Rating ²	B1-U0-G0	B1-U0-G0	B1-U0-G0	B1-U0-G0	B1-U0-G0	B1-U0-G0	B1-U0-G0	B1-U0-G0	B1-U0-G0	B2-U0-G0	B2-U0-G0	B2-U0-G0
CCT (Kelvin)	5,000	4,000	3,000	5,000	4,000	3,000	5,000	4,000	3,000	5,000	4,000	3,000
CRI (Color Rendering Index)	70	70	70	70	70	70	70	70	70	70	70	70
Power Consumption (Watts)	12W	12W	12W	18W	18W	18W	26W	26W	26W	38W	38W	38W

NOTES: 1 Includes shield and visor. 2 B.U.G. Rating does not apply to floodlighting.

LUMEN MAINTENANCE

Ambient Temperature	TM-21 Lumen Maintenance (72,000 Hours)	Theoretical L70 (Hours)
XTOR1B Model		
25°C	> 90%	255,000
40°C	> 89%	234,000
50°C	> 88%	215,000
XTOR2B Model		
25°C	> 89%	240,000
40°C	> 88%	212,000
50°C	> 87%	196,000
XTOR3B Model		
25°C	> 89%	240,000
40°C	> 88%	212,000
50°C	> 87%	196,000
XTOR4B Model		
25°C	> 89%	222,000
40°C	> 87%	198,000
50°C	> 87%	184,000



CURRENT DRAW

Voltage	Model Series			
	XTOR1B	XTOR2B	XTOR3B	XTOR4B
120V	0.103A	0.15A	0.22A	0.34A
208V	0.060A	0.09A	0.13A	0.17A
240V	0.053A	0.08A	0.11A	0.17A
277V	0.048A	0.07A	0.10A	0.15A
347V	0.039A	0.06A	0.082A	0.12A

ORDERING INFORMATION

Sample Number: XTOR2B-W-WT-PC1

Series ¹	LED Kelvin Color	Housing Color	Options (Add as Suffix)	Accessories (Order Separately)
XTOR1B =Small Door, 12W XTOR2B =Small Door, 18W XTOR3B =Small Door, 26W XTOR4B =Medium Door, 38W	[Blank] =Bright White (Standard), 5000K W =Neutral White, 4000K Y =Warm White, 3000K	[Blank] =Carbon Bronze (Standard) WT =Summit White BK =Black BZ =Bronze AP =Grey GM =Graphite Metallic DP =Dark Platinum	PC1 =Photocontrol 120V ² PC2 =Photocontrol 208-277V ^{2,3} 347V =347V ⁴ HA =50°C High Ambient ⁴	WG/XTOR =Wire Guard ⁵ XTORFLD-KNC =Knuckle Floodlight Kit ⁶ XTORFLD-TRN =Trunnion Floodlight Kit ⁶ XTORFLD-KNC-WT =Knuckle Floodlight Kit, Summit White ⁶ XTORFLD-TRN-WT =Trunnion Floodlight Kit, Summit White ⁶ EWP/XTOR =Escutcheon Wall Plate, Carbon Bronze EWP/XTOR-WT =Escutcheon Wall Plate, Summit White

NOTES:

1. DesignLights Consortium® Qualified and classified for both DLC Standard and DLC Premium, refer to www.designlights.org for details.
2. Photocontrols are factory installed.
3. Order PC2 for 347V models.
4. Thru-branch wiring not available with HA option or with 347V. XTOR3B not available with HA and 347V or 120V combination.
5. Wire guard for wall/surface mount. Not for use with floodlight kit accessory.
6. Floodlight kit accessory supplied with knuckle (KNC) or trunnion (TRN) base, small and large top visors and small and large impact shields.

STOCK ORDERING INFORMATION

12W Series	18W Series	26W Series	38W Series
XTOR1B =12W, 5000K, Carbon Bronze	XTOR2B =18W, 5000K, Carbon Bronze	XTOR3B =26W, 5000K, Carbon Bronze	XTOR4B =38W, 5000K, Carbon Bronze
XTOR1B-WT =12W, 5000K, Summit White	XTOR2B-W =18W, 4000K, Carbon Bronze	XTOR3B-W =26W, 4000K, Carbon Bronze	XTOR4B-W =38W, 4000K, Carbon Bronze
XTOR1B-PC1 =12W, 5000K, 120V PC, Carbon Bronze	XTOR2B-WT =18W, 5000K, Summit White	XTOR3B-WT =26W, 5000K, Summit White	XTOR4B-WT =38W, 5000K, Summit White
XTOR1B-W =12W, 4000K, Carbon Bronze	XTOR2B-PC1 =18W, 5000K, 120V PC, Carbon Bronze	XTOR3B-PC1 =26W, 5000K, 120V PC, Carbon Bronze	XTOR4B-PC1 =38W, 5000K, 120V PC, Carbon Bronze
	XTOR2B-W-PC1 =18W, 4000K, 120V PC, Carbon Bronze	XTOR3B-W-PC1 =26W, 4000K, 120V PC, Carbon Bronze	XTOR4B-W-PC1 =38W, 4000K, 120V PC, Carbon Bronze
	XTOR2B-347V =18W, 5000K, Carbon Bronze, 347V	XTOR3B-347V =26W, 5000K, Carbon Bronze, 347V	XTOR4B-347V =38W, 5000K, Carbon Bronze, 347V
	XTOR2B-WT-PC1 =18W, 5000K, 120V PC, Summit White	XTOR3B-PC2 =26W, 5000K, 208-277V PC, Carbon Bronze	