





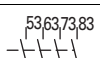

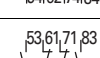
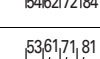
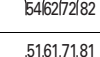
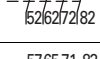
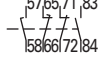








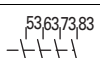

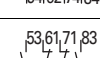
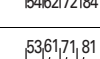
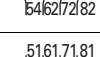
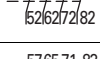
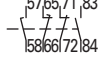
Front-Mount Auxiliary Contacts for Use with XTRE Control Relays <sup>①</sup>

	Conventional Thermal Current, $I_{th}$ (A), Open at 60°C	Poles	Rated Operational Current AC-15 $I_o$ (A)			Contact Configuration	Circuit Symbol	Pkg. Qty. <sup>②</sup>	Screw Terminal Catalog Number
			220V 230V 240V	380V 400V 415V	500V				
<b>Two-Pole</b> 	16	2	6	3	1.5	2NO		5	XTCEXFAC20
	16	2	6	3	1.5	1NO-1NC		5	XTCEXFAC11 <sup>③</sup>
	16	2	6	3	1.5	2NC		5	XTCEXFAC02
	16	2	6	3	1.5	1NO <sub>E</sub> -1NC <sub>L</sub>		5	XTCEXFALC11 <sup>④</sup>
<b>Four-Pole</b> 	16	4	6	3	1.5	4NO		5	XTCEXFAC40 <sup>③</sup>
	16	4	6	3	1.5	3NO-1NC		5	XTCEXFAC31 <sup>③</sup>
	16	4	6	3	1.5	2NO-2NC		5	XTCEXFAC22 <sup>③</sup>
	16	4	6	3	1.5	1NO-3NC		5	XTCEXFAC13
	16	4	6	3	1.5	4NC		5	XTCEXFAC04
	16	4	6	3	1.5	1NO-1NC 1NO <sub>E</sub> -1NC <sub>L</sub>		5	XTCEXFALC22 <sup>④</sup>
	16	4	6	3	1.5	1NO-1NC 1NO <sub>E</sub> -1NC <sub>L</sub>		5	XTCEXFALC22 <sup>④</sup>

**Notes**

- ① Interlocked opposing contacts, to IEC/EN 60947-5-1 Annex L (positively driven), within the auxiliary contact modules (not NO<sub>E</sub> and NC<sub>L</sub> contacts) and between the auxiliary contacts and built-in contacts of the XTRE control relays.
- ② Orders must be placed in multiples of package quantity listed.
- ③ Catalog number is shown with screw type terminal. For spring cage, add a "C" before the last 2 digits. For example, to order a spring cage version of the XTCEXFAC22, change the catalog number to XTCEXFACC22.
- ④ One early-make contact (NO<sub>E</sub>), one late-break contact (NC<sub>L</sub>).

Front-Mount Auxiliary Contacts for Use with XTRE Control Relays <sup>①</sup>

	Conventional Thermal Current, $I_{th}$ (A), Open at 60°C	Poles	Rated Operational Current AC-15 $I_o$ (A)			Contact Configuration	Circuit Symbol	Pkg. Qty. <sup>②</sup>	Screw Terminal Catalog Number
			220V 230V 240V	380V 400V 415V	500V				
<b>Two-Pole</b> 	16	2	6	3	1.5	2NO		5	XTCEXFAC20
	16	2	6	3	1.5	1NO-1NC		5	XTCEXFAC11 <sup>③</sup>
	16	2	6	3	1.5	2NC		5	XTCEXFAC02
	16	2	6	3	1.5	1NO <sub>E</sub> -1NC <sub>L</sub>		5	XTCEXFALC11 <sup>④</sup>
<b>Four-Pole</b> 	16	4	6	3	1.5	4NO		5	XTCEXFAC40 <sup>③</sup>
	16	4	6	3	1.5	3NO-1NC		5	XTCEXFAC31 <sup>③</sup>
	16	4	6	3	1.5	2NO-2NC		5	XTCEXFAC22 <sup>③</sup>
	16	4	6	3	1.5	1NO-3NC		5	XTCEXFAC13
	16	4	6	3	1.5	4NC		5	XTCEXFAC04
	16	4	6	3	1.5	1NO-1NC 1NO <sub>E</sub> -1NC <sub>L</sub>		5	XTCEXFALC22 <sup>④</sup>
	16	4	6	3	1.5	1NO-1NC 1NO <sub>E</sub> -1NC <sub>L</sub>		5	XTCEXFALC22 <sup>④</sup>

**Notes**

- <sup>①</sup> Interlocked opposing contacts, to IEC/EN 60947-5-1 Annex L (positively driven), within the auxiliary contact modules (not NO<sub>E</sub> and NC<sub>L</sub> contacts) and between the auxiliary contacts and built-in contacts of the XTRE control relays.
- <sup>②</sup> Orders must be placed in multiples of package quantity listed.
- <sup>③</sup> Catalog number is shown with screw type terminal. For spring cage, add a "C" before the last 2 digits. For example, to order a spring cage version of the XTCEXFAC22, change the catalog number to XTCEXFACC22.
- <sup>④</sup> One early-make contact (NO<sub>E</sub>), one late-break contact (NC<sub>L</sub>).