















		Accessories			
		Type Designation	Article No.	Units per package	
	SG12002	Tripping signal switch	Z-NHK	248434	4 / 120
	SG02008	Auxiliary Switch	Z-IHK-NA	113895	2 / 240

	sg02208	Shunt trip release 110-415VAC	FAZ-XAA-NA110-415VAC	102036	1
		Shunt trip release 12-110VAC	FAZ-XAA-NA12-110VAC	102037	1

Description	Type Designation	Article No.	Units per package
Busbar block UL489 (Pin), Z-SV/UL-16/			
for FAZ-NA, FAZ-RT			
<ul style="list-style-type: none"> Do not cut!  16 mm² <ul style="list-style-type: none"> Rated current 80 A 			
1-phase, 6MU	Z-SV/UL-16/1P-1TE/6	104892	10 / 200
1-phase, 12MU	Z-SV/UL-16/1P-1TE/12	104893	10 / 200
1-phase, 18MU	Z-SV/UL-16/1P-1TE/18	104894	10 / 40
2-phases, 6MU	Z-SV/UL-16/1P-2TE/6	104895	10 / 200
2-phases, 12MU	Z-SV/UL-16/1P-2TE/12	104896	10 / 200
2-phases, 18MU	Z-SV/UL-16/1P-2TE/18	104897	10 / 40
3-phases, 6MU	Z-SV/UL-16/1P-3TE/6	104898	10 / 200
3-phases, 12MU	Z-SV/UL-16/1P-3TE/12	104899	10 / 200
3-phases, 18MU	Z-SV/UL-16/1P-3TE/18	104900	10 / 40

Devices to busbar	Pcs. of the devices	Type
1-phase		
	x6	Z-SV/UL-16/1P-1TE/6
	x12	Z-SV/UL-16/1P-1TE/12
	x18	Z-SV/UL-16/1P-1TE/18
2-phases		
	x3	Z-SV/UL-16/1P-2TE/6
	x6	Z-SV/UL-16/1P-2TE/12
	x9	Z-SV/UL-16/1P-2TE/18
3-phases		
	x2	Z-SV/UL-16/1P-3TE/6
	x4	Z-SV/UL-16/1P-3TE/12
	x6	Z-SV/UL-16/1P-3TE/18

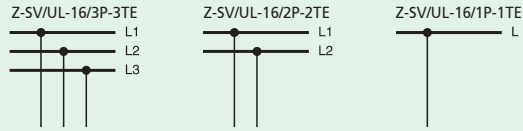
		Accessories		
		Type Designation	Article No.	Units per package
	SG07506	Extension Terminal 35 mm² UL489, Z-EK/35/UL		
		2.5-35mm ² , AWG 14-2	Z-EK/35/UL	104901
	SG07706	Busbar Tag Shrouds UL489, ZV-BS-UL		
		for 3 pins	ZV-BS-UL	104904

For Moeller Electric Sales and Support call KMparts.com (866) 595-9616

Busbar Block UL489 (Pin), Z-SV/UL-16/ for FAZ-NA, FAZ-RT

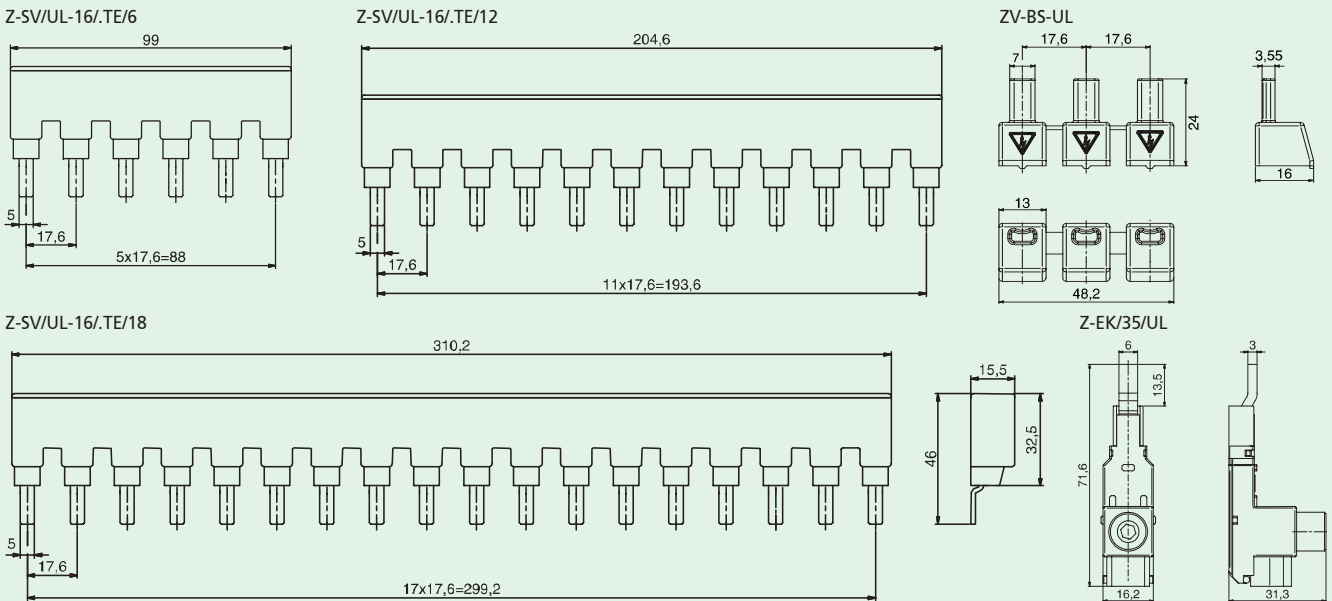
- Tested according to UL489
- Do not cut ~~X~~
- Extension terminal 35 mm² Z-EK/35/UL for copper conductors
- For covering of not used pins use busbar tag shrouds ZV-BS-UL

Connection diagram

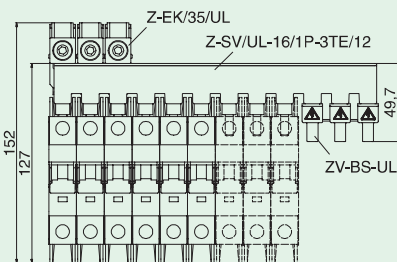


Technical Data	UL489	IEC/EN60947-2
Electrical		
Rated operational voltage	480/277 VAC 96 VDC	
Rated frequency	50/60 Hz	
Rated voltage	-	690 VAC
Overtoltage category	-	III
Rated impulse withstand voltage U _{imp}	-	9.5 kV
Rated current	80 A	80 A
Rated conditional short-circuit current AC with 350 A gG	-	15 kA
Short-circuit current	10 kA	-
Mechanical		
Busbar cross section	-	16 mm ² Cu
Flame class acc. to UL94	V0	
Pollution degree	-	2
Comparative tracking index	-	CTI 600
Minimum clearance (intern/extern)	-	> 9.5 / 25.4 mm
Minimum creepage distance (intern/extern)	-	> 12.7 / 50.8 mm
Resistance to climatic conditions	-	acc. to DIN/EN60068


Dimensions (mm)





Busbar Connection Example













	UL489	IEC/EN60947-2
	# 2-14 AWG 60/75°C Cu	2.5-35 mm ² Cu
	0.56 in	14 mm
tested acc. to		Tightening torque of terminal screws
UL486A	# 14 AWG	≥ 2.3 Nm
UL486B	# 8-12 AWG	≥ 2.8 Nm
UL486E	# 6-1 AWG	4 Nm

		Accessories			
		Type Designation	Article No.	Units per package	
	SG12002	Tripping signal switch	Z-NHK	248434	4 / 120
	SG02008	Auxiliary Switch	Z-IHK-NA	113895	2 / 240

	sg02208	Shunt trip release 110-415VAC	FAZ-XAA-NA110-415VAC	102036	1
		Shunt trip release 12-110VAC	FAZ-XAA-NA12-110VAC	102037	1


Description	Type Designation	Article No.	Units per package
Busbar block UL489 (Pin), Z-SV/UL-16/			
for FAZ-NA, FAZ-RT			
<ul style="list-style-type: none"> Do not cut!  16 mm² <ul style="list-style-type: none"> Rated current 80 A 			
1-phase, 6MU	Z-SV/UL-16/1P-1TE/6	104892	10 / 200
1-phase, 12MU	Z-SV/UL-16/1P-1TE/12	104893	10 / 200
1-phase, 18MU	Z-SV/UL-16/1P-1TE/18	104894	10 / 40
2-phases, 6MU	Z-SV/UL-16/1P-2TE/6	104895	10 / 200
2-phases, 12MU	Z-SV/UL-16/1P-2TE/12	104896	10 / 200
2-phases, 18MU	Z-SV/UL-16/1P-2TE/18	104897	10 / 40
3-phases, 6MU	Z-SV/UL-16/1P-3TE/6	104898	10 / 200
3-phases, 12MU	Z-SV/UL-16/1P-3TE/12	104899	10 / 200
3-phases, 18MU	Z-SV/UL-16/1P-3TE/18	104900	10 / 40

Devices to busbar	Pcs. of the devices	Type
1-phase		
	x6	Z-SV/UL-16/1P-1TE/6
	x12	Z-SV/UL-16/1P-1TE/12
	x18	Z-SV/UL-16/1P-1TE/18
2-phases		
	x3	Z-SV/UL-16/1P-2TE/6
	x6	Z-SV/UL-16/1P-2TE/12
	x9	Z-SV/UL-16/1P-2TE/18
3-phases		
	x2	Z-SV/UL-16/1P-3TE/6
	x4	Z-SV/UL-16/1P-3TE/12
	x6	Z-SV/UL-16/1P-3TE/18

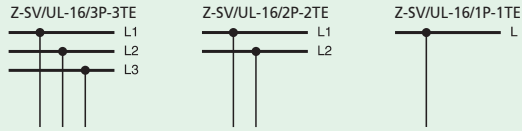
		Accessories		
		Type Designation	Article No.	Units per package
	SG07506	Extension Terminal 35 mm² UL489, Z-EK/35/UL		
		2.5-35mm ² , AWG 14-2	Z-EK/35/UL	104901
	SG07706	Busbar Tag Shrouds UL489, ZV-BS-UL		
		for 3 pins	ZV-BS-UL	104904

For Moeller Electric Sales and Support call KMparts.com (866) 595-9616

Busbar Block UL489 (Pin), Z-SV/UL-16/ for FAZ-NA, FAZ-RT

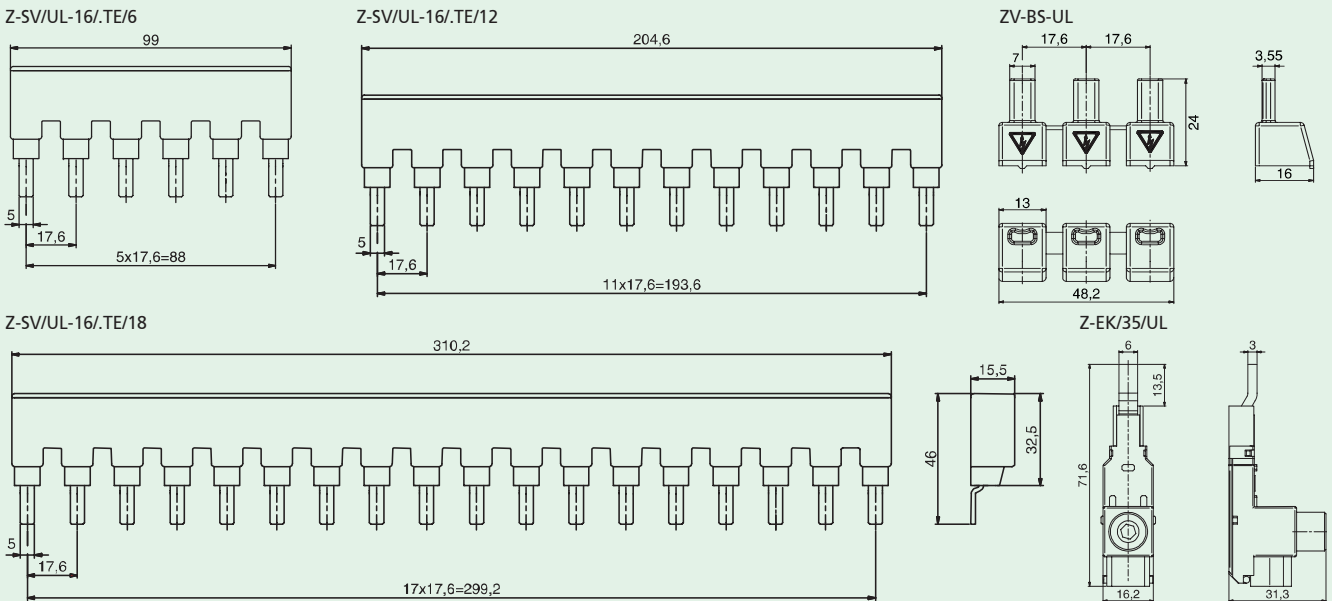
- Tested according to UL489
- Do not cut 
- Extension terminal 35 mm² Z-EK/35/UL for copper conductors
- For covering of not used pins use busbar tag shrouds ZV-BS-UL

Connection diagram

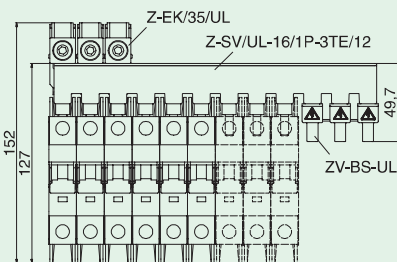





Technical Data	UL489	IEC/EN60947-2
Electrical		
Rated operational voltage	480/277 VAC 96 VDC	
Rated frequency	50/60 Hz	
Rated voltage	-	690 VAC
Overtoltage category	-	III
Rated impulse withstand voltage U _{imp}	-	9.5 kV
Rated current	80 A	80 A
Rated conditional short-circuit current AC with 350 A gG	-	15 kA
Short-circuit current	10 kA	-
Mechanical		
Busbar cross section	-	16 mm ² Cu
Flame class acc. to UL94	V0	
Pollution degree	-	2
Comparative tracking index	-	CTI 600
Minimum clearance (intern/extern)	-	> 9.5 / 25.4 mm
Minimum creepage distance (intern/extern)	-	> 12.7 / 50.8 mm
Resistance to climatic conditions	-	acc. to DIN/EN60068

Dimensions (mm)



Busbar Connection Example



Z-EK/35/UL	UL489	IEC/EN60947-2
	# 2-14 AWG 60/75°C Cu	2.5-35 mm ² Cu
	0.56 in	14 mm
tested acc. to		Tightening torque of terminal screws
UL486A	# 14 AWG	≥ 2.3 Nm
UL486B	# 8-12 AWG	≥ 2.8 Nm
UL486E	# 6-1 AWG	4 Nm