















		Accessories			
		Type Designation	Article No.	Units per package	
	SG12002	Tripping signal switch	Z-NHK	248434	4 / 120
	SG02008	Auxiliary Switch	Z-IHK-NA	113895	2 / 240

	sg02208	Shunt trip release 110-415VAC	FAZ-XAA-NA110-415VAC	102036	1
		Shunt trip release 12-110VAC	FAZ-XAA-NA12-110VAC	102037	1

Description	Type Designation	Article No.	Units per package
Busbar block UL489 (Pin), Z-SV/UL-16/			
for FAZ-NA, FAZ-RT			
<ul style="list-style-type: none"> Do not cut!  16 mm² <ul style="list-style-type: none"> Rated current 80 A 			
1-phase, 6MU	Z-SV/UL-16/1P-1TE/6	104892	10 / 200
1-phase, 12MU	Z-SV/UL-16/1P-1TE/12	104893	10 / 200
1-phase, 18MU	Z-SV/UL-16/1P-1TE/18	104894	10 / 40
2-phases, 6MU	Z-SV/UL-16/1P-2TE/6	104895	10 / 200
2-phases, 12MU	Z-SV/UL-16/1P-2TE/12	104896	10 / 200
2-phases, 18MU	Z-SV/UL-16/1P-2TE/18	104897	10 / 40
3-phases, 6MU	Z-SV/UL-16/1P-3TE/6	104898	10 / 200
3-phases, 12MU	Z-SV/UL-16/1P-3TE/12	104899	10 / 200
3-phases, 18MU	Z-SV/UL-16/1P-3TE/18	104900	10 / 40

Devices to busbar	Pcs. of the devices	Type
1-phase		
	x6	Z-SV/UL-16/1P-1TE/6
	x12	Z-SV/UL-16/1P-1TE/12
	x18	Z-SV/UL-16/1P-1TE/18
2-phases		
	x3	Z-SV/UL-16/1P-2TE/6
	x6	Z-SV/UL-16/1P-2TE/12
	x9	Z-SV/UL-16/1P-2TE/18
3-phases		
	x2	Z-SV/UL-16/1P-3TE/6
	x4	Z-SV/UL-16/1P-3TE/12
	x6	Z-SV/UL-16/1P-3TE/18

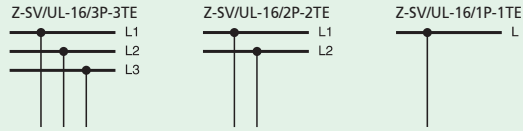
		Accessories		
		Type Designation	Article No.	Units per package
	SG07506	Extension Terminal 35 mm² UL489, Z-EK/35/UL		
		2.5-35mm ² , AWG 14-2	Z-EK/35/UL	104901
	SG07706	Busbar Tag Shrouds UL489, ZV-BS-UL		
		for 3 pins	ZV-BS-UL	104904

For Moeller Electric Sales and Support call KMparts.com (866) 595-9616

Busbar Block UL489 (Pin), Z-SV/UL-16/ for FAZ-NA, FAZ-RT

- Tested according to UL489
- Do not cut
- Extension terminal 35 mm² Z-EK/35/UL for copper conductors
- For covering of not used pins use busbar tag shrouds ZV-BS-UL

Connection diagram



Technical Data

UL489

IEC/EN60947-2

Electrical

Rated operational voltage	480/277 VAC
	96 VDC
Rated frequency	50/60 Hz
Rated voltage	–
Overvoltage category	–
Rated impulse withstand voltage U_{imp}	–
Rated current	80 A
Rated conditional short-circuit current AC with 350 A gG	–
Short-circuit current	10 kA

690 VAC

III

9.5 kV

80 A

15 kA

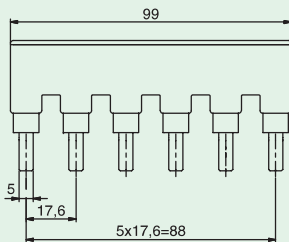
–

Mechanical

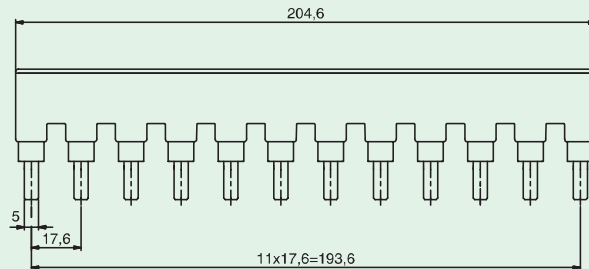
Busbar cross section	–	16 mm ² Cu
Flame class acc. to UL94	V0	
Pollution degree	–	2
Comparative tracking index	–	CTI 600
Minimum clearance (intern/extern)	–	> 9.5 / 25.4 mm
Minimum creepage distance (intern/extern)	–	> 12.7 / 50.8 mm
Resistance to climatic conditions	–	acc. to DIN/EN60068

Dimensions (mm)

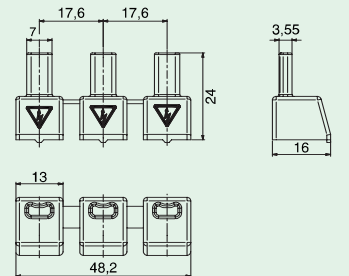
Z-SV/UL-16/TE/6



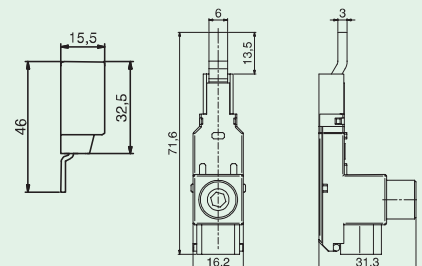
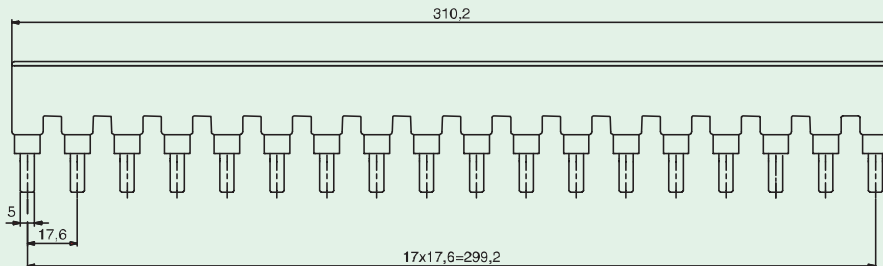
Z-SV/UL-16/TE/12



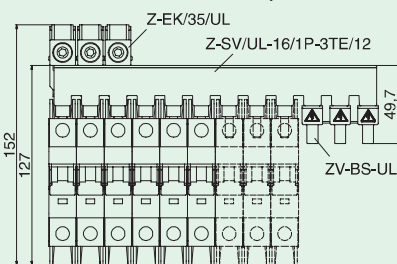
ZV-BS-UL



Z-SV/UL-16/TE/18



Busbar Connection Example



Z-EK/35/UL

	UL489	IEC/EN60947-2
	# 2-14 AWG 60/75°C Cu	2.5-35 mm ² Cu
	0.56 in	14 mm

tested acc. to

		Tightening torque of terminal screws
UL486A	# 14 AWG	≥ 2.3 Nm
UL486B	# 8-12 AWG	≥ 2.8 Nm
UL486E	# 6-1 AWG	4 Nm